

# ALPINE WORKBOOK



FALL WINTER  
2025-2026



## TABLE OF CONTENTS

|                           |       |
|---------------------------|-------|
| SKIS .....                | P.4   |
| SKIBOOTS .....            | P.42  |
| WOMEN SKIS .....          | P. 70 |
| WOMEN SKIBOOTS .....      | P. 82 |
| TECHNICAL EQUIPMENT ..... | P.92  |
| RENTAL .....              | P.120 |
| FW APPAREL.....           | P.124 |
| CROSS COUNTRY .....       | P.158 |



SKIS  
WHAT'S NEW?

ARCADE MEN & WOMEN  
100% EVERY TURN

生まれ変わったオールマウンテンスキー。  
アーケードは地形、雪質を問わず全てのスキーヤーに喜びを与える。

SUPER VIRAGE  
TURN ON YOUR SENSES

正確で思い通りのターンを実現。  
エキスパートからJrスキーヤーまでチョイス可能なラインナップ。

SENDER FREE 100  
TURN WILD

SENDER FREE 100は究極の自由を与える。  
あらゆるコンディションで威力を発揮。

SEGMENTATION

PISTE

HERO ATHLETE  
RACE OF TURNS



HERO MASTER / ELITE  
MASTER OF TURNS / TURN INTO A HERO



SUPER VIRAGE  
TURN ON YOUR SENSES



NOVA  
TURN CONFIDENTLY



ALL-MTN

ARCADE  
100% EVERY TURN



ARCADE W  
100% EVERY TURN



FREERIDE

SENDER  
TURN WILD



RALLYBIRD  
TURN WILD



TOURING

ESCAPER  
EARN YOUR TURN




UNISEX

WOMEN


SKI CONCEPTION

ロシニョールは、100年以上にわたり、新たなテクノロジーを追及。  
常に研究を重ね、より良い製品を製造することに拘っている。  
それは4つのKEYテクノロジーが支えている。


5 ROCKERS




**FULL CAMBER**  
レースパワーコントロール




**TIP ROCKER**  
整地での正確性



**ALL TRAIL ROCKER**  
地形を選ばない汎用性

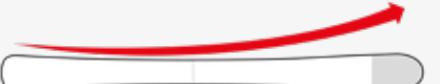


**TIP & TAIL ROCKER**  
あらゆる斜面への対応力




**TWIN ROCKER**  
スマア&グリップ


4 SIDECUTS




**OVERSIZED SIDECUT**  
カービングパワー



**EXTENDED SIDECUT**  
滑らかなカービング



**ALL TRAIL SIDECUT**  
テールの抜けを強化



**PROGRESSIVE SIDECUT**  
様々な斜面で容易なカービング

4 KEY TECHNOLOGIES

V-PROFILE

V字型のチタンラミネートをスキーに内蔵。中央にスリットを入れることで、縦方向のねじれに非常に強く、スキー全体に安定感を生み出す。



DYNAMIC FLEX AND GRIP IMPROVEMENT





LCT

ライン・コントロール・テクノロジー(LCT)。スキーに内蔵されたチタンバーとビスコエラストマーにより、板の衝撃を和らげ、振動を吸収。理想的な滑走ラインを生み出す。



PERFECT STABILITY AND FULL CARVE PRECISION





V-A-S

振動吸収システム (VAS) がスキーのバタつきを抑え、スムーズな雪面コンタクトを実現し、あらゆる変化する雪の状態でも安定性とコントロール性を実現。



VIBRATIONS ABSORPTION AND CONFIDENT CONTROL





AIR TIP

トップとテールを軽量化することで、高い操作性とターンコントロールをあらゆる斜面で発揮。



INCREASE FLOTATION, EFFORTLESS MANEUVERABILITY







# HERO ATHLETE



CYPRIEN **SARRAZIN**  
(FRA)

## RACE RESULTS 2023 - 2024

ALPINE & MOGULS WORLD CUP: 53 PODIUMS WITH 18 VICTORIES



FEDERICA **BRIGNONE**  
(ITA)  
• 2<sup>nd</sup> of the World Cup overall ranking  
• 2<sup>nd</sup> of the giant and super G ranking



LOÏC **MEILLARD**  
(SUI)  
• 2<sup>nd</sup> of the World Cup overall ranking  
• 2<sup>nd</sup> of the giant ranking



CYPRIEN **SARRAZIN**  
(FRA)  
• 2<sup>nd</sup> of the downhill overall ranking



LINUS **STRASSER**  
(GER)  
• 2<sup>nd</sup> of the slalom overall ranking



PETRA **VLHOVA**  
(SVK)  
• 3<sup>rd</sup> of the slalom overall ranking



ALEXANDER **STEEN OLSEN**  
(NOR)  
• Rising star of the 23/24 World Cup season



ARTHUR **BAUCHET**  
(FRA)  
• Winner of the big crystal globe in Paraskiing



RACE EXPERT  
HERO ATHLETE

RACE EXPERT JUNIOR  
HERO ATHLETE



| RANA01 | HERO ATHLETE FIS SL FACTORY 165 (R22) |                          |
|--------|---------------------------------------|--------------------------|
| 165    | FCLBS02                               | SPX 15 ROCKERACE HOT RED |

| CARRY OVER |        |       |         |
|------------|--------|-------|---------|
| Sidecuts   | Radius | Sizes | Weight* |
|            | 13 m   | 165   | 4,3     |

| RAOA01 | HERO ATHLETE FIS SL FACTORY 157 (R22) |                          |
|--------|---------------------------------------|--------------------------|
| 157    | FCLBS02                               | SPX 15 ROCKERACE HOT RED |

| NEW      |        |       |         |
|----------|--------|-------|---------|
| Sidecuts | Radius | Sizes | Weight* |
|          | 12 m   | 157   | 4,2     |

| RANA01 | HERO ATHLETE SL 150 (R22) |                             |
|--------|---------------------------|-----------------------------|
| 150    | FCLBS04                   | SPX 12 ROCKERACE GW HOT RED |

| CARRY OVER |        |       |         |
|------------|--------|-------|---------|
| Sidecuts   | Radius | Sizes | Weight* |
| 115-66-101 | 11 m   | 150   | 4       |



| RANGM01 | HERO ATHLETE FIS GS FACTORY 193 (R22) |                          |
|---------|---------------------------------------|--------------------------|
| 193     | FCLBS02                               | SPX 15 ROCKERACE HOT RED |

| CARRY OVER |        |       |         |
|------------|--------|-------|---------|
| Sidecuts   | Radius | Sizes | Weight* |
|            | 30 m   | 193   | 4.6     |

| RANGL01 | HERO ATHLETE FIS GS FACTORY 188 (R22) |                          |
|---------|---------------------------------------|--------------------------|
| 188     | FCLBS02                               | SPX 15 ROCKERACE HOT RED |

| CARRY OVER |        |       |         |
|------------|--------|-------|---------|
| Sidecuts   | Radius | Sizes | Weight* |
|            | 30 m   | 188   | 4,4     |

| RANGB01 | HERO ATHLETE GS 185 (R22) |                          |
|---------|---------------------------|--------------------------|
| 185     | FCLBS02                   | SPX 15 ROCKERACE HOT RED |

| CARRY OVER |        |       |         |
|------------|--------|-------|---------|
| Sidecuts   | Radius | Sizes | Weight* |
| 102-65-84  | 27 m   | 185   | 4.4     |

| RANDP01 | HERO ATHLETE GS 170-182 (R22) |                             |
|---------|-------------------------------|-----------------------------|
| 182     | FCLBS02                       | SPX 15 ROCKERACE HOT RED    |
| 170-175 | FCLBS04                       | SPX 12 ROCKERACE GW HOT RED |

| CARRY OVER |        |       |         |
|------------|--------|-------|---------|
| Sidecuts   | Radius | Sizes | Weight* |
| 104-65-87  | 20 m   | 170   | 3,9     |
| 102-65-85  | 23 m   | 175   | 4       |
| 103-65-85  | 25 m   | 182   | 4,2     |

\* Weight kg/pair without bindings



| RANAF01 | HERO ATHLETE SL PRO 128-149 (R21 PRO) |                            |
|---------|---------------------------------------|----------------------------|
| 142-149 | FCLAN03                               | NX 10 GW B73 BLACK HOT RED |
| 128-135 | FCLAN05                               | NX 7 GW B73 BLACK HOT RED  |

| CARRY OVER |        |       |         |
|------------|--------|-------|---------|
| Sidecuts   | Radius | Sizes | Weight* |
| 112-65-98  | 8 m    | 128   | 3       |
| 113-65-99  | 9 m    | 135   | 3,2     |
| 114-65-99  | 10 m   | 142   | 3,4     |
| 115-65-100 | 11 m   | 149   | 3,6     |



| RANDR01     | HERO ATHLETE GS PRO 134-164 (R21 PRO) |                            |
|-------------|---------------------------------------|----------------------------|
| 150-158-164 | FCLAN03                               | NX 10 GW B73 BLACK HOT RED |
| 134-143     | FCLAN05                               | NX 7 GW B73 BLACK HOT RED  |

| CARRY OVER |        |       |         |
|------------|--------|-------|---------|
| Sidecuts   | Radius | Sizes | Weight* |
| 103-66-82  | 14 m   | 134   | 2,3     |
| 104-65-84  | 15 m   | 143   | 2,5     |
| 104-65-85  | 16 m   | 150   | 2,7     |
| 106-65-87  | 17 m   | 158   | 2,9     |
| 107-65-87  | 18 m   | 164   | 3,1     |



| RANMG01 | HERO ATHLETE MOGUL ACCELERE FACTORY (OPEN) |  |
|---------|--|--|
|---------|--|--|

| CARRY OVER |        |       |         |
|------------|--------|-------|---------|
| Sidecuts   | Radius | Sizes | Weight* |
| 92-63-81   | 23 m   | 166   | 2,8     |
| 92-63-81   | 26 m   | 172   | 3       |



| RANDR02 | HERO MOGUL ACCELERE (OPEN) |  |
|---------|----------------------------|--|
|---------|----------------------------|--|

| CARRY OVER |        |       |         |
|------------|--------|-------|---------|
| Sidecuts   | Radius | Sizes | Weight* |
| 106-65-87  | 17 m   | 158   | 2,5     |
| 107-65-87  | 18 m   | 165   | 2,7     |
| 107-65-88  | 19 m   | 171   | 2,9     |

\* Weight kg/pair without bindings

# MASTER

MASTER OF TURNS

## ULTIMATE PERFORMANCE

レーシング DNA からインスピレーションを得た、正確さと敏感さを組み合わせたMASTERシリーズ。MASTERスキーを体感し、乗りこなし、さらなるパフォーマンスの向上を目指せ!!

### NEW WHITE & BLACK DESIGN

## CONSTRUCTION




**FULL CAMBER**  
レースパワーコントロール



**OVERSIZED SIDECUT**  
カービングパワー

## TECHNOLOGIES



振動を吸収し、理想的な滑走ラインを生み出す

### ECO-CONCEPTION



GREEN ELECTRICITY




ISO 14001



MADE IN EUROPE



RECYCLED MATERIAL



TRUCK



DISCOVER THE MASTER VIDEO !



# HERO ELITE

TURN INTO A HERO

## PRECISION EFFICIENCY

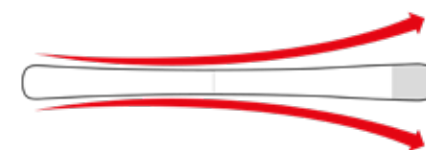
HERO ELITE はレーシングスキーから  
インスパイアされたレースシリーズ。

オンピステのシーンで  
カービングパフォーマンスを得意とし、  
軽快なスイングバランスと操作性、安定性が  
抜群のモデル。

## CONSTRUCTION




**TIP ROCKER**  
整地での正確性




**OVERSIZED SIDECUT**  
カービングパワー

## TECHNOLOGIES



**LCT**

振動を吸収し、理想的な  
滑走ラインを生み出す



**V-PROFILE**

スキー全体に安定感を生み出す

## ECO-CONCEPTION



GREEN  
ELECTRICITY



ISO 14001



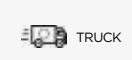
MADE IN  
EUROPE



WOOD CORE



RECYCLED  
MATERIAL



TRUCK



DISCOVER THE HERO ELITE VIDEO !



RACE EXPERT  
HERO MASTER



|         |                                       |
|---------|---------------------------------------|
| RANHE01 | HERO MASTER LT (R22)                  |
|         | FCNBS02 SPX 15 ROCKERACE BLACK MASTER |

| CARRY OVER |        |       |         |
|------------|--------|-------|---------|
| Sidecuts   | Radius | Sizes | Weight* |
| 115-70-98  | 15 m   | 169   | 4,3     |
| 115-70-98  | 17 m   | 173   | 4,4     |
| 115-70-97  | 19 m   | 179   | 4,6     |
| 115-71-96  | 21 m   | 183   | 4,7     |



|         |                                       |
|---------|---------------------------------------|
| RANHG01 | HERO MASTER ST (R22)                  |
|         | FCNBS02 SPX 15 ROCKERACE BLACK MASTER |

| CARRY OVER |        |       |         |
|------------|--------|-------|---------|
| Sidecuts   | Radius | Sizes | Weight* |
| 115-66-101 | 11 m   | 150   | 4       |
| 116-66-102 | 12 m   | 156   | 4,1     |
| 118-67-104 | 13 m   | 165   | 4,2     |
| 118-67-104 | 14 m   | 170   | 4,3     |

RACE PERFORMANCE  
HERO ELITE



|         |   |
|---------|---|
| RANPH01 | HERO ELITE ST TI (KONECT)                 |
|         | FCLCN03 NX 12 KONECT GW B80 BLACK HOT RED |

| CARRY OVER |        |       |         |
|------------|--------|-------|---------|
| Sidecuts   | Radius | Sizes | Weight* |
| 123-68-104 | 11 m   | 157   | 3,7     |
| 123-68-104 | 12 m   | 162   | 3,8     |
| 123-68-104 | 13 m   | 167   | 3,9     |
| 123-68-104 | 14 m   | 172   | 4       |



|         |   |
|---------|---|
| RANPM01 | HERO ELITE MT CA (KONECT)                 |
|         | FCLCN03 NX 12 KONECT GW B80 BLACK HOT RED |

| CARRY OVER |        |       |         |
|------------|--------|-------|---------|
| Sidecuts   | Radius | Sizes | Weight* |
| 124-74-109 | 12 m   | 153   | 3,3     |
| 124-74-109 | 13 m   | 159   | 3,4     |
| 124-74-109 | 14 m   | 167   | 3,5     |
| 124-74-109 | 15 m   | 175   | 3,7     |
| 124-74-109 | 16 m   | 183   | 3,8     |

\* Weight kg/pair without bindings

# SUPER VIRAGE

TURN ON YOUR SENSES



## ULTIMATE CARVING

SUPER VIRAGEを特徴づけるのは、こだわりと正確性。伝統と最新テクノロジーを融合させたデモスキーは、新たなカービングターンを提案。

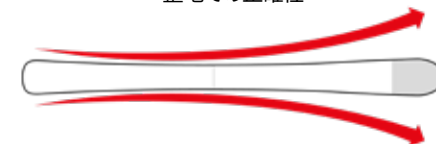
それぞれのアンギュレーションが新たなカービングターンへ導く。



## CONSTRUCTION



**TIP ROCKER**  
整地での正確性



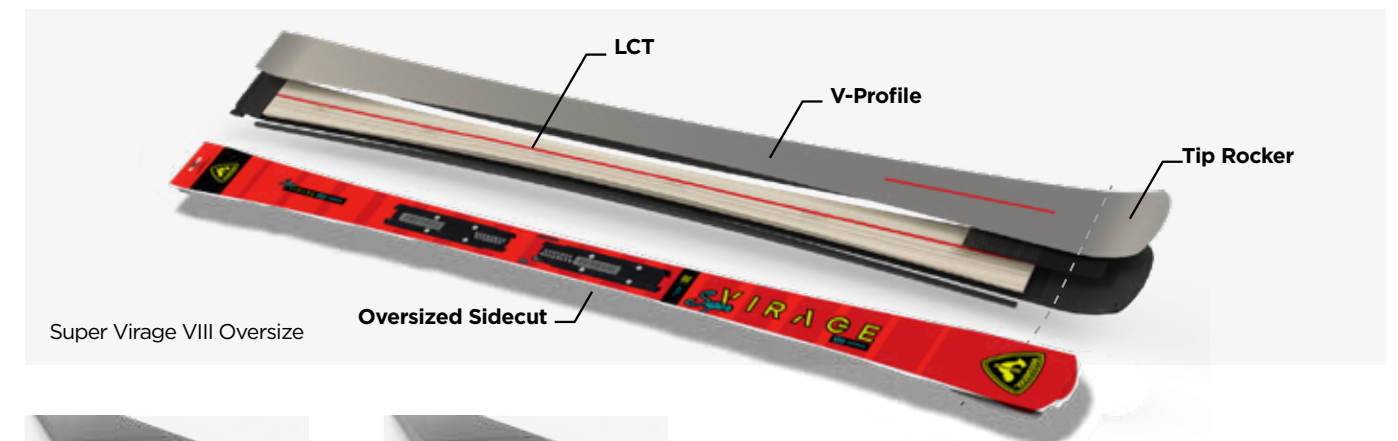
**OVERSIZED SIDECUT**  
カービングパワー

## RTT - REINFORCED TORSION TIP TECHNOLOGY



レインフォースド・トーシヨンチップ・テクノロジー(RTT)。OVERSIZEスキーに採用。ネクタイ状のメタルラミネートをトップに内蔵し、パワー伝達性を向上。130mm以上のトップ幅でも正確なかみ合わせを維持。

## TECHNOLOGIES



振動を吸収し、理想的な滑走ラインを生み出す



スキー全体に安定感を生み出す

## ECO-CONCEPTION



GREEN ELECTRICITY



ISO 14001



MADE IN EUROPE



WOOD CORE



RECYCLED MATERIAL



TRUCK



SPECIALIST RANGE  
SUPER VIRAGE



|         |                             |                               |
|---------|-----------------------------|-------------------------------|
| RAOPH01 | SUPER VIRAGE VIII LTD (R22) |                               |
|         | FCMBS02                     | SPX 14 ROCKERACE GW BLACK RED |

| Sidecuts   | Radius | Sizes | Weight* |
|------------|--------|-------|---------|
| 123-68-104 | 11 m   | 157   | 3,9     |
| 123-68-104 | 12 m   | 161   | 4       |
| 123-68-104 | 13 m   | 166   | 4,1     |
| 123-68-104 | 14 m   | 170   | 4,2     |



|         |                                 |                                    |
|---------|---------------------------------|------------------------------------|
| RAOPH02 | SUPER VIRAGE VIII TECH (KONECT) |                                    |
|         | FCLCS02                         | SPX 14 KONECT GW B80 BLACK HOT RED |

| Sidecuts   | Radius | Sizes | Weight* |
|------------|--------|-------|---------|
| 123-68-104 | 12 m   | 161   | 3,8     |
| 123-68-104 | 13 m   | 166   | 3,9     |
| 123-68-104 | 14 m   | 170   | 4       |

Super  
VIRAGE



|         |                                     |                                    |
|---------|-------------------------------------|------------------------------------|
| RAOPR03 | SUPER VIRAGE VIII OVERSIZE (KONECT) |                                    |
|         | FCLCS02                             | SPX 14 KONECT GW B80 BLACK HOT RED |

| Sidecuts   | Radius | Sizes | Weight* |
|------------|--------|-------|---------|
| 135-78-111 | 12 m   | 164   | 3,6     |
| 135-78-111 | 14 m   | 172   | 3,8     |



|         |                                    |                                   |
|---------|------------------------------------|-----------------------------------|
| RAOPS02 | SUPER VIRAGE VII OVERSIZE (KONECT) |                                   |
|         | FCLCN03                            | NX 12 KONECT GW B80 BLACK HOT RED |

| Sidecuts   | Radius | Sizes | Weight* |
|------------|--------|-------|---------|
| 130-75-112 | 12 m   | 158   | 3,4     |
| 130-75-112 | 13 m   | 164   | 3,6     |
| 130-75-112 | 14 m   | 170   | 3,8     |



|         |                                   |                                   |
|---------|-----------------------------------|-----------------------------------|
| RAOPX04 | SUPER VIRAGE VI OVERSIZE (KONECT) |                                   |
|         | FCLCN03                           | NX 12 KONECT GW B80 BLACK HOT RED |

| Sidecuts   | Radius | Sizes | Weight* |
|------------|--------|-------|---------|
| 128-75-111 | 11 m   | 158   | 3,1     |
| 128-75-111 | 12 m   | 164   | 3,2     |
| 128-75-111 | 14 m   | 170   | 3,4     |

\* Weight kg/pair without bindings

70°  
For Super Virage VIII Oversize

60°  
For Super Virage VII Oversize

50°  
For Super Virage VI Oversize



|         |                            |                    |
|---------|----------------------------|--------------------|
| RROJJ01 | SUPER VIRAGE MINI (XPRESS) |                    |
|         | FCJDO10                    | XPRESS 10 GW BLACK |

| Sidecuts   | Radius | Sizes | Weight* |
|------------|--------|-------|---------|
| 113-90-103 | 9,7m   | 99    | 2,1     |





# ARCADE

100% EVERY TURN

## ARCADE, ALL MOUNTAIN REBORNED.


ARCADEは、  
どんなシチュエーションでも 100% スキーができる  
個性を備えたオールマウンテンカテゴリーを再定義。  
ショートラディウスとTIP&TAILロッカーを採用し、  
あらゆる場面で進化したカービングターンが可能。



9 AM



12 PM



4 PM



## OUR PLAYGROUND IS DIVERSE

雪山には様々な地形、雪質があり、時間が経過するたびに状況は常に変化し続ける。

THE CONCEPT

THE NEW ARCADE SKI, THE FUSION BETWEEN:




A SHORTER RADIUS  
ON A WIDER PLATFORM:

- >安定性
- >運動性能
- >素早いターン始動
- >優れたグリップ
- >より楽しく



MADE FOR THE SNOW YOU WILL FIND  
VS THE SNOW YOU ARE EXPECTING TO FIND.

A BLEND OF OUR MOST  
ADVANCED TECHNOLOGIES



NEW



**BIO  
SOURCED  
RESIN**  
-8% CARBON FOOTPRINT  
FOR ARCADE 94/94W, ARCADE  
88/88W, ARCADE 84/84W.

ECO-CONCEPTION



**34%**  
リサイクル素材



**39%**  
バイオ素材  
↑  
内 32,7%が  
PEFC™認証  
森林から採用した  
ビーチコア



L C T

ライン・コントロール・テクノロジー(LCT)。  
スキーに内蔵されたチタンバーと  
ビスコエラストマーにより、  
板の衝撃を和らげ、振動を吸収。  
理想的な滑走ラインを生み出す。



V A S

振動吸収システム (VAS) がスキーのバタつきを抑え、  
スムーズな雪面コンタクトを実現し、  
あらゆる変化する雪の状態でも安定性と  
コントロール性を実現。



AIR TIP

トップとテールを軽量化することで、  
高い操作性とターンコントロールを  
あらゆる斜面で発揮。



ALL MOUNTAIN  
ARCADE

ALL MOUNTAIN  
ARCADE



NEW

RAOFX01 ARCADE 94 OPEN

| Sidecuts   | Radius | Sizes | Weight* |
|------------|--------|-------|---------|
| 138-94-127 | 10 m   | 154   | 3,6     |
| 138-94-127 | 12 m   | 162   | 3,8     |
| 138-94-127 | 14 m   | 170   | 4       |
| 138-94-127 | 16 m   | 178   | 4,2     |
| 138-94-127 | 18 m   | 186   | 4,4     |



CARRY OVER

RANFW01 ARCADE 88 OPEN

| Sidecuts   | Radius | Sizes | Weight* |
|------------|--------|-------|---------|
| 135-88-124 | 12 m   | 154   | 3       |
| 135-88-124 | 13 m   | 162   | 3,2     |
| 135-88-124 | 14 m   | 170   | 3,4     |
| 135-88-124 | 15 m   | 178   | 3,6     |
| 135-88-124 | 16 m   | 186   | 3,8     |



CARRY OVER

RANFV01 ARCADE 84 OPEN

| Sidecuts   | Radius | Sizes | Weight* |
|------------|--------|-------|---------|
| 135-88-124 | 12 m   | 152   | 3,1     |
| 135-88-124 | 13 m   | 160   | 3,3     |
| 135-88-124 | 14 m   | 168   | 3,5     |
| 135-88-124 | 15 m   | 176   | 3,7     |
| 135-88-124 | 16 m   | 184   | 3,9     |

RANFV02 ARCADE 84 KONECT

FCMCN04 NX 12 KONECT GW B90 BLACK YELLOW



NEW

RAOFY01 ARCADE 82 XPRESS  
FCODX03 XPRESS 11 GW B83 BLACK ORANGE

| Sidecuts   | Radius | Sizes | Weight* |
|------------|--------|-------|---------|
| 132-82-120 | 11 m   | 152   | 3       |
| 132-82-120 | 12 m   | 160   | 3,2     |
| 132-82-120 | 13 m   | 168   | 3,4     |
| 132-82-120 | 14 m   | 176   | 3,6     |
| 132-82-120 | 15 m   | 184   | 3,8     |



NEW

RAOFZ01 ARCADE 80 XPRESS  
FCKDX02 XPRESS 10 GW B83 BLACK CHROME

| Sidecuts   | Radius | Sizes | Weight* |
|------------|--------|-------|---------|
| 130-80-118 | 9 m    | 142   | 2,4     |
| 130-80-118 | 10 m   | 150   | 2,6     |
| 130-80-118 | 11 m   | 158   | 2,8     |
| 130-80-118 | 12 m   | 166   | 3       |
| 130-80-118 | 13 m   | 174   | 3,2     |
| 130-80-118 | 14 m   | 182   | 3,4     |



NEW

RAOFZ02 ARCADE 78 XPRESS  
FCMDX02 XPRESS 10 GW B83 BLACK

| Sidecuts   | Radius | Sizes | Weight* |
|------------|--------|-------|---------|
| 129-78-117 | 9 m    | 140   | 2,4     |
| 129-78-117 | 10 m   | 148   | 2,6     |
| 129-78-117 | 11 m   | 156   | 2,8     |
| 129-78-117 | 12 m   | 164   | 3       |
| 129-78-117 | 13 m   | 172   | 3,2     |
| 129-78-117 | 14m    | 180   | 3,4     |



BIO SOURCED RESIN  
FOR ARCADE 94 / ARCADE 88 / ARCADE 84



WOOD CORE  
FOR ARCADE 94 / ARCADE 88 / ARCADE 82/ ARCADE 80 / ARCADE 78

\* Weight kg/pair without bindings

\* Weight kg/pair without bindings



# SENDER

TURN WILD

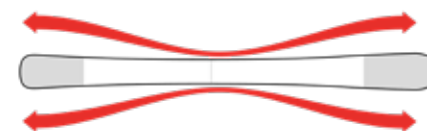
## DO IT ALL FREERIDE

サーフィン気分を実現するフリーライドソリューション。  
広大なゲレンデからツリーランまで、すべてを網羅。  
雪質の変化にも臆することなく快適で浮力はもちろん、  
足下がソリッドでエッジホールドをサポート。  
新たな世界を発見、体感できる。

## CONSTRUCTION

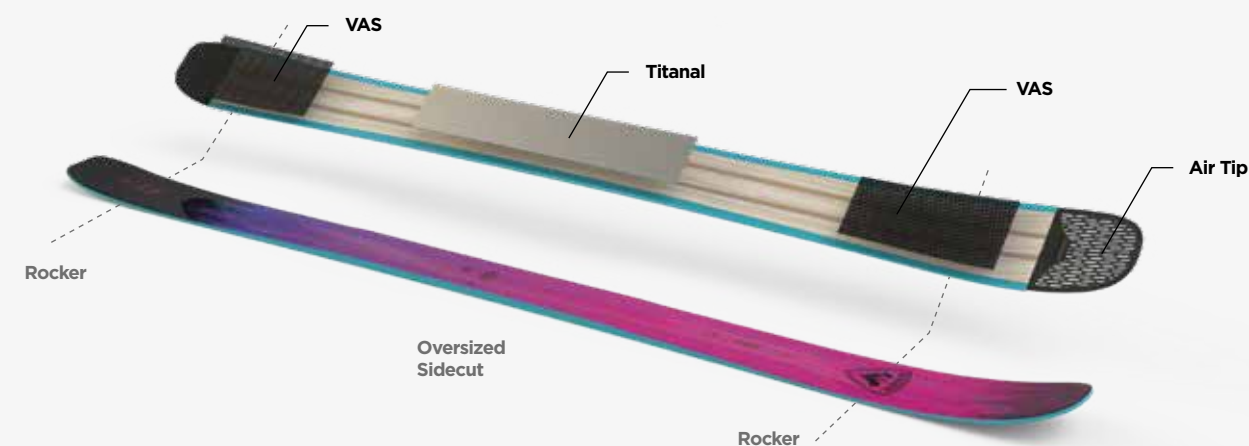


**TWIN ROCKER**  
スミア&グリップ



**PROGRESSIVE SIDECUT**  
様々な斜面で容易なカービング

## TECHNOLOGIES




**AIR TIP**  
トップとテールを軽量化し、高い操作性とターンコントロールを発揮



**LCT**  
振動を吸収し、理想的な滑走ラインを生み出す(LCT)  
幅広いシチュエーションでパワフルなコントロールを実現(DOUBLE LCT)

## ECO-CONCEPTION



DISCOVER THE SENDER VIDEO !

FREERIDE  
SENDER



RANMQ01 SENDER FREE 118 OPEN

| Sidecuts    | Radius | Sizes | Weight* |
|-------------|--------|-------|---------|
| 146-118-141 | 22 m   | 176   | 4,4     |
| 146-118-141 | 25 m   | 186   | 5       |

CARRY OVER



RANMB01 SENDER FREE 110 OPEN

| Sidecuts    | Radius | Sizes | Weight* |
|-------------|--------|-------|---------|
| 138-110-133 | 17 m   | 168   | 3,9     |
| 138-110-133 | 19 m   | 176   | 4,1     |
| 138-110-133 | 20 m   | 184   | 4,4     |
| 141-111-134 | 22 m   | 191   | 4,6     |

CARRY OVER



RAOMS01 SENDER FREE 100 OPEN

| Sidecuts    | Radius | Sizes | Weight* |
|-------------|--------|-------|---------|
| 130-99-122  | 13 m   | 162   | 3,4     |
| 130-99-122  | 16 m   | 170   | 3,6     |
| 131-100-123 | 18 m   | 178   | 3,8     |
| 131-100-123 | 20 m   | 184   | 4       |
| 132-101-124 | 25 m   | 190   | 4,2     |

NEW

\* Weight kg/pair without bindings

FREERIDE  
SENDER



RANMR01 SENDER SOUL 102 OPEN

RANMR02 SENDER SOUL 102 KONECT

FCLCN02 NX 12 KONECT GW B110 BLACK

| Sidecuts    | Radius | Sizes | Weight* |
|-------------|--------|-------|---------|
| 135-100-125 | 14 m   | 156   | 3,6     |
| 135-101-125 | 15 m   | 164   | 3,8     |
| 135-102-125 | 16 m   | 172   | 4       |
| 135-102-125 | 17 m   | 180   | 4,2     |
| 135-104-125 | 18 m   | 188   | 4,4     |

CARRY OVER



RANMN01 SENDER SOUL 92 OPEN

| Sidecuts   | Radius | Sizes | Weight* |
|------------|--------|-------|---------|
| 122-91-112 | 14 m   | 156   | 2,7     |
| 122-92-112 | 16 m   | 166   | 2,8     |
| 122-92-112 | 17 m   | 176   | 3       |
| 122-92-112 | 19 m   | 184   | 3,2     |

CARRY OVER

| SKIN    |   |
|---------|---|
| RONW101 | SKIN SENDER FREE 110 [SIZES] 160-168-176-184-191 CM                 |
| RONW102 | SKIN SENDER / RALLYBIRD SOUL 102 [SIZES] 150-156-164-172-180-188 CM |
| RONW103 | SKIN SENDER / RALLYBIRD SOUL 92 [SIZES] 136-146-156-166-176-184 CM  |

BIO SOURCED RESIN  
FOR SENDER SOUL 102

WOOD CORE  
FOR SENDER FREE 118 / SENDER FREE 110 / SENDER FREE 100 / SENDER SOUL 102

\* Weight kg/pair without bindings



# ESCAPER

EARN YOUR TURN

## MANEUVRABILITY

妥協のない究極の軽さ。

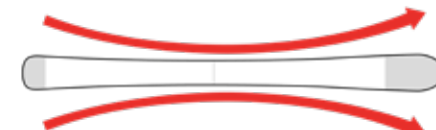
それは仕事前の朝かもしれないし、  
日没の夕方かもしれない。  
ヘッドライトの光だけを頼りに。

### ・スキアンカー専用チップ

## CONSTRUCTION



**TIP & TAIL ROCKER**  
あらゆる斜面への対応力

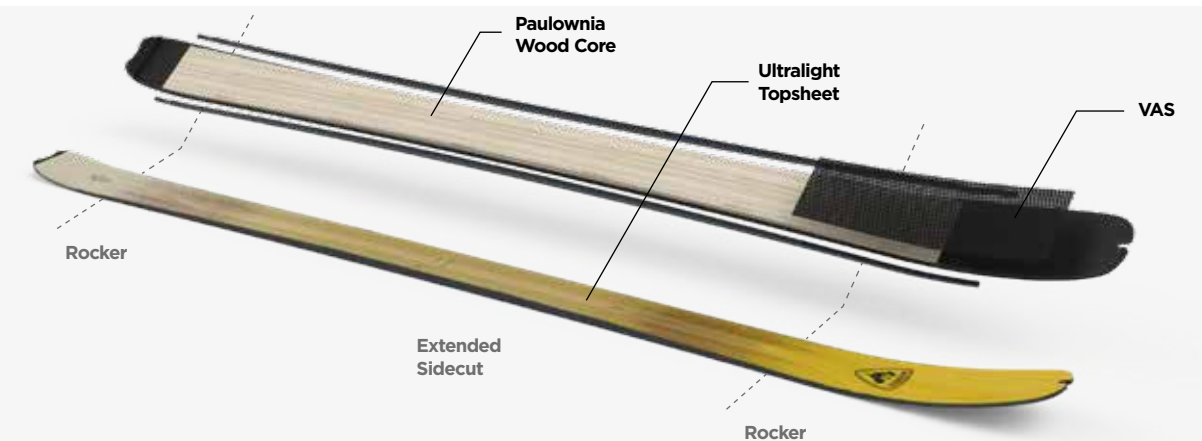


**EXTENDED SIDECUT**  
滑らかなカービング(88 NANO)



**ALL TRAIL SIDECUT**  
テールの抜けを強化

## TECHNOLOGIES



トップとテールを軽量化し、高い  
操作性とターンコントロールを  
発揮



**AERO PROFILE**

スイングウェイトを軽量化しつつ、  
効率的なエッジグリップを実現

### ECO-CONCEPTION



GREEN  
ELECTRICITY



ISO 14001



MADE IN  
EUROPE



WOOD CORE



RECYCLED  
MATERIAL



TRUCK



DISCOVER THE ESCAPER VIDEO !

TOURING  
ESCAPER



| CARRY OVER |                        |            |        |       |         |
|------------|------------------------|------------|--------|-------|---------|
| RANTA01    | ESCAPER 97 NANO (OPEN) | Sidecuts   | Radius | Sizes | Weight* |
|            |                        | 126-97-116 | 15 m   | 161   | 2,5     |
|            |                        | 126-97-116 | 17 m   | 169   | 2,6     |
|            |                        | 126-97-116 | 19 m   | 177   | 2,7     |
|            |                        | 126-97-116 | 21 m   | 185   | 2,9     |



| CARRY OVER |                        |            |        |       |         |
|------------|------------------------|------------|--------|-------|---------|
| RANQV01    | ESCAPER 88 NANO (OPEN) | Sidecuts   | Radius | Sizes | Weight* |
|            |                        | 121-88-111 | 13 m   | 156   | 2,4     |
|            |                        | 121-88-111 | 15 m   | 166   | 2,5     |
|            |                        | 121-88-111 | 18 m   | 176   | 2,7     |
|            |                        | 121-88-111 | 19 m   | 182   | 2,8     |



| CARRY OVER |                   |            |        |       |         |
|------------|-------------------|------------|--------|-------|---------|
| RANQR01    | ESCAPER 87 (OPEN) | Sidecuts   | Radius | Sizes | Weight* |
|            |                   | 124-87-109 | 14 m   | 153   | 2,4     |
|            |                   | 124-87-109 | 16 m   | 160   | 2,5     |
|            |                   | 124-87-109 | 17 m   | 168   | 2,7     |
|            |                   | 124-87-109 | 19 m   | 175   | 2,8     |
|            |                   | 124-87-109 | 21 m   | 181   | 2,9     |

\* Weight kg/pair without bindings

TOURING  
ESCAPER



| CARRY OVER |                   |            |        |       |         |
|------------|-------------------|------------|--------|-------|---------|
| RANTC01    | ESCAPER 80 (OPEN) | Sidecuts   | Radius | Sizes | Weight* |
|            |                   | 124-80-110 | 10 m   | 145   | 2,2     |
|            |                   | 124-80-110 | 12 m   | 153   | 2,3     |
|            |                   | 124-80-110 | 13 m   | 161   | 2,5     |
|            |                   | 124-80-110 | 15 m   | 169   | 2,6     |

| CARRY OVER |                   |            |        |       |         |
|------------|-------------------|------------|--------|-------|---------|
| RANTC01    | ESCAPER 80 (OPEN) | Sidecuts   | Radius | Sizes | Weight* |
|            |                   | 124-80-110 | 10 m   | 145   | 2,2     |
|            |                   | 124-80-110 | 12 m   | 153   | 2,3     |
|            |                   | 124-80-110 | 13 m   | 161   | 2,5     |
|            |                   | 124-80-110 | 15 m   | 169   | 2,6     |

| SKIN    |   |
|---------|---|
| ROLW105 | SKIN ESCAPER 97 NANO [SIZES] 161-169-177-185 CM         |
| RONW104 | SKIN ESCAPER 88 NANO [SIZES] 156-166-176-182 CM         |
| ROLW107 | SKIN ESCAPER 87 [SIZES] 153-160-168-175-181 CM          |
| ROLW108 | SKIN ESCAPER 80 / 80 PRO [SIZES] 137-145-153-161-169 CM |

SKINS



COMPOSITION

100% NYLON

軽量で薄く、耐久性に優れる。  
100%ナイロン

MIX (70% MOHAIR / 30% NYLON)

より軽く、より薄いデザイン。  
70%モヘア/30%ナイロン



EVER DRY 3.0

環境に配慮したフッ素素材を用いたスキン。



GRIP

登行の際にしっかりとグリップ。  
あらゆる条件で耐久性に優れる。



SSL

セーファー・スキー・ライト(SSL)メンブレン。  
12%の軽量化を実現(150g/㎡)。  
100%の防水性を保ちつつ、1組あたり  
約60〜75g軽量化。



# JUNIORS



# PRO



|         |                                  |
|---------|----------------------------------|
| RANBB01 | HERO PRO MULTI-EVENT (XPRESS JR) |
| FCJD050 | XPRESS 7 GW B83 BLACK            |

| Sidecuts  | Radius | Sizes | Weight* |
|-----------|--------|-------|---------|
| 111-67-94 | 9 m    | 130   | 2,2     |
| 111-67-94 | 11 m   | 140   | 2,3     |
| 111-67-94 | 12 m   | 150   | 2,4     |
| 111-67-94 | 14 m   | 160   | 2,5     |

CARRY OVER



|         |                        |
|---------|------------------------|
| RANQE03 | SENDER SOUL PRO (OPEN) |
|---------|------------------------|

| Sidecuts   | Radius | Sizes | Weight* |
|------------|--------|-------|---------|
| 118-90-108 | 11 m   | 130   | 2,8     |
| 118-90-108 | 13 m   | 140   | 3       |
| 118-90-108 | 16 m   | 150   | 3,1     |
| 118-90-108 | 19 m   | 160   | 3,2     |
| 119-92-109 | 23 m   | 170   | 3,3     |
| 119-92-109 | 27 m   | 180   | 3,5     |

CARRY OVER

# JUNIOR



|         |                                 |
|---------|---------------------------------|
| RRNJS01 | SUPER VIRAGE KJ 100-140 (KID-X) |
| FCKKK01 | KID 4 GW B76 BLACK              |

| Sidecuts  | Radius | Sizes | Weight* |
|-----------|--------|-------|---------|
| 100-68-90 | 7 m    | 100   | 1,5     |
| 100-68-90 | 8 m    | 110   | 1,6     |
| 101-68-90 | 10 m   | 120   | 1,7     |
| 102-68-90 | 12 m   | 130   | 1,8     |
| 103-68-90 | 14 m   | 140   | 1,9     |



CARRY OVER



|         |                             |
|---------|-----------------------------|
| RANJY03 | HERO JR 140-150 (XPRESS JR) |
| FCJD050 | XPRESS 7 GW B83 BLACK       |

| Sidecuts  | Radius | Sizes | Weight* |
|-----------|--------|-------|---------|
| 107-68-94 | 12 m   | 140   | 1,9     |
| 107-68-94 | 14 m   | 150   | 2       |

CARRY OVER



|         |                         |
|---------|-------------------------|
| RANJY02 | HERO JR 100-130 (KID-X) |
| FCKKK01 | KID 4 GW B76 BLACK      |

| Sidecuts  | Radius | Sizes | Weight* |
|-----------|--------|-------|---------|
| 108-68-94 | 6 m    | 100   | 1,5     |
| 108-68-94 | 7 m    | 110   | 1,6     |
| 108-68-94 | 9 m    | 120   | 1,7     |
| 108-68-94 | 10 m   | 130   | 1,8     |

CARRY OVER

# KIDS



|         |                               |
|---------|-------------------------------|
| RANWE01 | HERO KID PRE-DRILLED (TEAM 4) |
| FCKKT01 | TEAM 4 GW B76 BLACK           |

| Sidecuts  | Radius | Sizes | Weight* |
|-----------|--------|-------|---------|
| 104-72-96 | 3 m    | 70    | 1,2     |
| 104-72-96 | 4 m    | 80    | 1,3     |
| 104-72-96 | 5 m    | 92    | 1,4     |

CARRY OVER

\* Weight kg/pair without bindings



| REF              | NAME                                | SYSTEM  | SIZES<br>(CM)                   | SIDECUTS<br>(CM)  | RADIUS<br>(M)              | WEIGHT<br>(KG/PAIR W/O BINDINGS) | MAIN TECHNOLOGY        | TECHNOLOGY                            | CORE  | REINFORCEMENT                                 | CONSTRUCTION              | BASE QUALITY | ROCKER      | SIDECUT      | TOPSHEET |
|------------------|-------------------------------------|---------|---------------------------------|---|----------------------------|----------------------------------|------------------------|---------------------------------------|---|---|---------------------------|--------------|-------------|--------------|----------|
| RACE EXPERT      |                                     |         |                                 |   |                            |                                  |                        |                                       |   |   |                           |              |             |              |          |
| RANAL01          | HERO ATHLETE FIS SL FACTORY 165     | R22     | 165                             |   | 13                         | 4,3                              | LCT                    | LCT SLALOM TIP PROTECTION             | POPLAR & BEECH WOOD CORE                    | FULL TITANAL LAYER                            | RECTANGULAR FULL SIDEWALL | SINTERED UHD | FULL CAMBER | FIS APPROVED | -        |
| RAOAP01          | HERO ATHLETE FIS SL FACTORY 157     | R22     | 157                             |   | 12                         | 4,2                              | LCT                    | LCT TECHNOLOGY SLALOM TIP PROTECTION  | BEECH PEFC WOOD CORE                        | FULL TITANAL LAYER                            | RECTANGULAR FULL SIDEWALL | SINTERED UHD | FULL CAMBER | FIS APPROVED | -        |
| RANAIO1          | HERO ATHLETE SL 150                 | R22     | 150                             | 115-66-101  | 11                         | 4                                | LCT                    | LCT TECHNOLOGY SLALOM TIP PROTECTION  | BEECH PEFC WOOD CORE                        | FULL TITANAL LAYER                            | RECTANGULAR FULL SIDEWALL | SINTERED UHD | FULL CAMBER | OVERSIZED    | -        |
| RANGM01          | HERO ATHLETE FIS GS FACTORY 193     | R22     | 193                             |   | 30                         | 4,6                              | LCT                    | LCT TECHNOLOGY CASCADE TIP TECHNOLOGY | BEECH PEFC WOOD CORE                        | FULL TITANAL LAYER                            | RECTANGULAR FULL SIDEWALL | SINTERED UHD | FULL CAMBER | FIS APPROVED | -        |
| RANGL01          | HERO ATHLETE FIS GS FACTORY 188     | R22     | 188                             |   | 30                         | 4,4                              | LCT                    | LCT TECHNOLOGY CASCADE TIP TECHNOLOGY | ASH WOOD CORE                               | FULL TITANAL LAYER                            | RECTANGULAR FULL SIDEWALL | SINTERED UHD | FULL CAMBER | FIS APPROVED | -        |
| RANGB01          | HERO ATHLETE GS 185                 | R22     | 185                             | 102-65-84   | 27                         | 4,4                              | LCT                    | CASCADE TIP TECHNOLOGY                | ASH WOOD CORE (185)                         | FULL TITANAL LAYER                            | RECTANGULAR FULL SIDEWALL | SINTERED UHD | FULL CAMBER | OVERSIZED    | -        |
| RANDP01          | HERO ATHLETE GS 170-182             | R22     | 170<br>175<br>182               | 104-65-87<br>102-65-85<br>103-65-85                           | 20<br>23<br>25             | 3,9<br>4<br>4,2                  | LCT                    | LCT TECHNOLOGY                        | BEECH PEFC WOOD CORE                        | FULL TITANAL LAYER                            | RECTANGULAR FULL SIDEWALL | SINTERED UHD | FULL CAMBER | OVERSIZED    | -        |
| RANAF01          | HERO ATHLETE SL PRO 128-149 R21 PRO | R21 PRO | 128<br>135<br>142<br>149        | 112-65-98<br>113-65-99<br>114-65-99<br>115-65-100             | 8<br>9<br>10<br>11         | 3<br>3,2<br>3,4<br>3,6           |                        | SLALOM TIP PROTECTOR                  | ROBUSTA POPLAR WOOD CORE                    | TITANAL BEAM FIBERGLASS                       | RECTANGULAR FULL SIDEWALL | SINTERED HD  | FULL CAMBER | OVERSIZED    | -        |
| RANDR01          | HERO ATHLETE GS PRO 134-164 R21 PRO | R21 PRO | 134<br>143<br>150<br>158<br>164 | 103-66-82<br>104-65-84<br>104-65-85<br>106-65-87<br>107-65-87 | 14<br>15<br>16<br>17<br>18 | 2,3<br>2,5<br>2,7<br>2,9<br>3,1  | CASCADE TIP TECHNOLOGY | CASCADE TIP TECHNOLOGY                | ROBUSTA POPLAR WOOD CORE                    | TITANAL BEAM (143/150/158/164/171) FIBERGLASS | RECTANGULAR FULL SIDEWALL | SINTERED HD  | FULL CAMBER | OVERSIZED    | -        |
| RANMG01          | HERO ATHLETE MOGUL ACCELERE FACTORY | OPEN    | 166<br>172                      | 92-63-81  | 23<br>26                   | 2,8<br>3                         |                        |                                       | ASH WOOD CORE                               | NANO FIBERGLASS                               | RECTANGULAR FULL SIDEWALL |              | FULL CAMBER |              |          |
| RANDR02          | HERO MOGUL ACCELERE                 | OPEN    | 158<br>165<br>171               | 106-65-87<br>107-65-87<br>107-65-88                           | 17<br>18<br>19             | 2,5<br>2,7<br>2,9                |                        |                                       | POPLAR WOOD CORE                            | FIBERGLASS                                    | RECTANGULAR FULL SIDEWALL |              | FULL CAMBER |              |          |
| MASTER           |                                     |         |                                 |   |                            |                                  |                        |                                       |   |   |                           |              |             |              |          |
| RANHE01          | HERO MASTER LT                      | R22     | 169<br>173<br>179<br>183        | 115-70-98<br>115-70-98<br>115-70-97<br>115-71-96              | 15<br>17<br>19<br>21       | 4,3<br>4,4<br>4,6<br>4,7         | LCT                    | LCT TECHNOLOGY CASCADE TIP TECHNOLOGY | ASH WOOD CORE                               | FULL TITANAL LAYER                            | RECTANGULAR FULL SIDEWALL | SINTERED UHD | FULL CAMBER | OVERSIZED    | -        |
| RANHG01          | HERO MASTER ST                      | R22     | 150<br>156<br>165<br>170        | 115-66-101<br>116-66-102<br>118-67-104<br>118-67-104          | 11<br>12<br>13<br>13       | 4<br>4,1<br>4,2<br>4,3           | LCT                    | LCT TECHNOLOGY                        | ASH WOOD CORE (165)<br>BEECH PEFC WOOD CORE | FULL TITANAL LAYER                            | RECTANGULAR FULL SIDEWALL | SINTERED UHD | FULL CAMBER | OVERSIZED    | -        |
| RACE PERFORMANCE |                                     |         |                                 |   |                            |                                  |                        |                                       |   |   |                           |              |             |              |          |
| RANPH01          | HERO ELITE ST TI                    | KONECT  | 157<br>162<br>167<br>172        | 123-68-104  | 11<br>12<br>13<br>14       | 3,7<br>3,8<br>3,9<br>4           | LCT                    | V PROFILE                             | BEECH PEFC WOOD CORE                        | FULL TITANAL LAYER                            | RECTANGULAR FULL SIDEWALL | SINTERED HD  | TIP ROCKER  | OVERSIZED    | HARDTOP  |
| RANPM01          | HERO ELITE MT CA                    | KONECT  | 153<br>159<br>167<br>175<br>183 | 124-74-109  | 12<br>13<br>14<br>15<br>16 | 3,3<br>3,4<br>3,5<br>3,7<br>3,8  | LCT                    | V PROFILE                             | POPLAR PEFC WOODCORE                        | FIBERGLASS CARBON BEAM                        | RECTANGULAR FULL SIDEWALL | SINTERED HD  | TIP ROCKER  | OVERSIZED    | HARDTOP  |
| SUPER VIRAGE     |                                     |         |                                 |   |                            |                                  |                        |                                       |   |   |                           |              |             |              |          |
| RAOPH01          | SUPER VIRAGE VIII LTD R22           | R22     | 157<br>161<br>166<br>170        | 123-68-104  | 11<br>12<br>13<br>14       | 3,9<br>4<br>4,1<br>4,2           | V-PROFILE              | LCT                                   | BEECH PEFC WOOD CORE                        | FULL TITANAL LAYER                            | RECTANGULAR FULL SIDEWALL | SINTERED HD  | TIP ROCKER  | OVERSIZED    | HARDTOP  |
| RAOPH02          | SUPER VIRAGE VIII TECH              | KONECT  | 161<br>166<br>170               | 23-68-104   | 12<br>13<br>14             | 3,8<br>3,9<br>4                  | V-PROFILE              | LCT                                   | BEECH PEFC WOOD CORE                        | FULL TITANAL LAYER                            | RECTANGULAR FULL SIDEWALL | SINTERED HD  | TIP ROCKER  | OVERSIZED    | HARDTOP  |
| RAOPR03          | SUPER VIRAGE VIII OVERSIZE          | KONECT  | 164<br>172                      | 135-78-111  | 12<br>14                   | 3,6<br>3,8                       | V-PROFILE              | LCT RTT                               | POPLAR PEFC WOOD CORE                       | CENTRAL TITANAL CAM                           | RECTANGULAR FULL SIDEWALL | SINTERED HD  | TIP ROCKER  | OVERSIZED    | HARDTOP  |
| RAOPS02          | SUPER VIRAGE VII OVERSIZE           | KONECT  | 158<br>164<br>170               | 130-75-112  | 12<br>13<br>14             | 3,4<br>3,6<br>3,8                | V-PROFILE              | RTT                                   | POPLAR PEFC WOOD CORE                       | TITANAL BEAM CAM                              | RECTANGULAR FULL SIDEWALL | SINTERED HD  | TIP ROCKER  | OVERSIZED    | HARDTOP  |
| RAOPX04          | SUPER VIRAGE VI OVERSIZE            | XPRESS  | 158<br>164<br>170               | 128-75-111  | 11<br>12<br>14             | 3,1<br>3,2<br>3,4                | V-PROFILE              | V-PROFILE                             | POPLAR PEFC WOOD CORE                       | CAM   | RECTANGULAR FULL SIDEWALL | SINTERED HD  | TIP ROCKER  | OVERSIZED    | HARDTOP  |
| RRNJS01          | SUPER VIRAGE KJ                     | KID-X   | 100<br>110<br>120<br>130<br>140 | 100-68-90<br>100-68-90<br>101-68-90<br>102-68-90<br>103-68-90 | 7<br>8<br>10<br>12<br>14   | 1,5<br>1,6<br>1,7<br>1,8<br>1,9  | HD CORE                |                                       | MICROCELL CORE                              | FIBERGLASS                                    | CAP SIDEWALL              | EXTRUDED     | FULL CAMBER | OVERSIZE     | HARDTOP  |
| RROJJ01          | SUPER VIRAGE MINI                   | XPRESS  | 99                              | 113-90-103  | 9.7                        | 2,1                              | HD CORE                |                                       | MICROCELL CORE                              | FIBERGLASS                                    | CAP SIDEWALL              | EXTRUDED     | FULL CAMBER | OVERSIZE     | HARDTOP  |

| REF                 | NAME            | SYSTEM         | SIZES<br>(CM)                          | SIDECUTS<br>(CM)  | RADIUS<br>(M)                   | WEIGHT<br>(KG/PAIR W/O BINDINGS)     | MAIN TECHNOLOGY | TECHNOLOGY  | CORE                  | REINFORCEMENT   | CONSTRUCTION         | BASE QUALITY      | ROCKER     | SIDECUT     | TOPSHEET   |
|---------------------|-----------------|----------------|--|---|---------------------------------|--------------------------------------|-----------------|-------------|-----------------------|-----------------|----------------------|-------------------|------------|-------------|------------|
| ALL MOUNTAIN RESORT |                 |                |  |   |                                 |                                      |                 |             |                       |                 |                      |                   |            |             |            |
| RAOFX01             | ARCADE 94       | OPEN           | 154<br>162<br>170<br>178<br>186        | 138-94-127  | 10<br>12<br>14<br>16<br>18      | 3,6<br>3,8<br>4<br>4,2<br>4,4        | VAS             | LCT AIR TIP | LCT WOOD PEFC         | CENTRAL TITANAL | RECTANGULAR SIDEWALL | SINTERED HD       | TIP&TAIL   | EXTENDED    | HARDTOP    |
| RANFW01             | ARCADE 88       | OPEN           | 154<br>162<br>170<br>178<br>186        | 135-88-124  | 12<br>13<br>14<br>15<br>16      | 3<br>3,2<br>3,4<br>3,6<br>3,8        | VAS             | LCT AIR TIP | LCT WOOD PEFC         | FULL TITANAL    | RECTANGULAR SIDEWALL | SINTERED HD       | TIP&TAIL   | EXTENDED    | HARDTOP    |
| RANFV01<br>RANFV02  | ARCADE 84       | OPEN<br>KONECT | 152<br>160<br>168<br>176<br>184        | 135-88-124  | 12<br>13<br>14<br>15<br>16      | 3,1<br>3,3<br>3,5<br>3,7<br>3,9      | VAS             | LCT AIR TIP | LCT WOOD PEFC         | CENTRAL TITANAL | RECTANGULAR SIDEWALL | SINTERED HD       | TIP&TAIL   | EXTENDED    | HARDTOP    |
| RAOFY01             | ARCADE 82       | XPRESS         | 152<br>160<br>168<br>176<br>184        | 132-82-120  | 11<br>12<br>13<br>14<br>15      | 3<br>3,2<br>3,4<br>3,6<br>3,8        | VAS             | LCT         | LCT WOOD PEFC         | CARBON          | RECTANGULAR SIDEWALL | SINTERED HD       | TIP&TAIL   | EXTENDED    | HARDTOP    |
| RAOFZ01             | ARCADE 80       | XPRESS         | 142<br>150<br>158<br>166<br>174<br>182 | 130-80-118  | 9<br>10<br>11<br>12<br>13<br>14 | 2,4<br>2,6<br>2,8<br>3<br>3,2<br>3,4 | VAS             | LCT         | LCT WOOD PEFC         | FIBERGLASS      | CAP SIDEWALL         | SINTERED          | TIP&TAIL   | EXTENDED    | HARDTOP    |
| RAOFZ02             | ARCADE 78       | XPRESS         | 140<br>148<br>156<br>164<br>172<br>180 | 129-78-117  | 9<br>10<br>11<br>12<br>13<br>14 | 2,4<br>2,6<br>2,8<br>3<br>3,2<br>3,4 | VAS             | LCT         | LCT WOOD PEFC         | FIBERGLASS      | CAP SIDEWALL         | SINTERED          | TIP&TAIL   | EXTENDED    | HARDTOP    |
| FREERIDE            |                 |                |  |   |                                 |                                      |                 |             |                       |                 |                      |                   |            |             |            |
| RANMQ01             | SENDER FREE 118 | OPEN           | 176<br>186                             | 146-118-141   | 22<br>25                        | 4,4<br>5                             | AIR TIP         | -           | POPLAR PEFC WOOD CORE | KEVLAR CARBON   | RECTANGULAR SIDEWALL | SINTERED HD       | TWIN       | PROGRESSIVE | -          |
| RANMB01             | SENDER FREE 110 | OPEN           | 168<br>176<br>184<br>191               | 138-110-133<br>138-110-133<br>138-110-133<br>141-111-134                | 17<br>19<br>20<br>22            | 3,9<br>4,1<br>4,4<br>4,6             | AIR TIP         | VAS         | POPLAR PEFC WOOD CORE | TITANAL BEAM    | RECTANGULAR SIDEWALL | SINTERED HD       | TWIN       | PROGRESSIVE | -          |
| RAOMS01             | SENDER FREE 100 | OPEN           | 162<br>170<br>178<br>184<br>190        | 130-99-122<br>130-99-122<br>131-100-123<br>131-100-123<br>132-101-124   | 13<br>16<br>18<br>20<br>25      | 3,4<br>3,6<br>3,8<br>4<br>4,2        | AIR TIP         | VAS         | POPLAR PEFC WOOD CORE | FIBER           | RECTANGULAR SIDEWALL | SINTERED HD       | TWIN       | PROGRESSIVE | -          |
| RANMR01<br>RANMR02  | SENDER SOUL 102 | OPEN<br>KONECT | 156<br>164<br>172<br>180<br>188        | 135-100-125<br>135-101-125<br>135-102-125<br>135-102-125<br>135-104-125 | 14<br>15<br>16<br>17<br>18      | 3,6<br>3,8<br>4<br>4,2<br>4,4        | AIR TIP         | VAS         | LCT WOOD PEFC         | TITANAL BEAM    | RECTANGULAR SIDEWALL | SINTERED HD       | TWIN       | PROGRESSIVE | -          |
| RANMN01             | SENDER SOUL 92  | OPEN           | 156<br>166<br>176<br>184               | 122-91-112<br>122-92-112<br>122-92-112<br>122-92-112                    | 14<br>16<br>17<br>19            | 2,7<br>2,8<br>3<br>3,2               | AIR TIP         |             | PAULOWNIA WOOD CORE   | FIBER           | RECTANGULAR SIDEWALL | SINTERED HD       | TWIN       | PROGRESSIVE | -          |
| RAOMF01             | SUPER BLACKOPS  | OPEN           | 162<br>172<br>182<br>192               | 131-98-121<br>131-98-121<br>131-98-121<br>131-98-121                    | 14<br>17<br>19<br>22            | 3,6<br>3,8<br>4<br>4,4               | DUMP TECH       | LCT         | POPLAR PEFC WOOD CORE | TITANAL BEAM    | RECTANGULAR SIDEWALL | SINTERED HD       | TIP&TAIL   | PROGRESSIVE |            |
| TOURING             |                 |                |  |   |                                 |                                      |                 |             |                       |                 |                      |                   |            |             |            |
| RANTA01             | ESCAPER 97 NANO | OPEN           | 161<br>169<br>177<br>185               | 126-97-116  | 15<br>17<br>19<br>21            | 2,5<br>2,6<br>2,7<br>2,9             | AIR TIP         | AEROPROFILE | LIGHT POPLAR WOODCORE | NANO TITANAL    | RECTANGULAR SIDEWALL | LIGHT SINTERED HD | TIP & TAIL | EXTENDED    | ULTRALIGHT |
| RANQV01             | ESCAPER 88 NANO | OPEN           | 156<br>166<br>176<br>182               | 121-88-111  | 13<br>15<br>18<br>19            | 2,4<br>2,5<br>2,7<br>2,8             | AIR TIP         | AEROPROFILE | PAULOWNIA WOODCORE    | NANO TITANAL    | RECTANGULAR SIDEWALL | LIGHT SINTERED HD | TIP & TAIL | EXTENDED    | ULTRALIGHT |
| RANGR01             | ESCAPER 87      | OPEN           | 153<br>160<br>168<br>175<br>181        | 124-87-109  | 14<br>16<br>17<br>19<br>21      | 2,4<br>2,5<br>2,7<br>2,8<br>2,9      | AIR TIP         | AEROPROFILE | PAULOWNIA WOODCORE    | CARBON STRINGER | RECTANGULAR SIDEWALL | LIGHT SINTERED HD | TIP & TAIL | EXTENDED    | LIGHT      |
| RANTC01             | ESCAPER 80      | OPEN           | 145<br>153<br>161<br>169               | 124-80-110  | 10<br>12<br>13<br>15            | 2,2<br>2,3<br>2,5<br>2,6             | AIR TIP         | AEROPROFILE | PAULOWNIA WOODCORE    | FIBER           | CAP SIDEWALL         | SINTERED          | TIP & TAIL | EXTENDED    | LIGHT      |



| REF                       | NAME                 | SYSTEM    | SIZES<br>(CM)                          | SIDECUTS<br>(CM)   | RADIUS<br>(M)                    | WEIGHT<br>(KG/PAIR W/O<br>BINDINGS)  | MAIN TECHNOLOGY | TECHNOLOGY                   | CORE                        | REINFORCEMENT       | CONSTRUCTION                 | BASE QUALITY   | ROCKER        | SIDECUT     | TOPSHEET |
|---------------------------|----------------------|-----------|--|--|----------------------------------|--------------------------------------|-----------------|------------------------------|-----------------------------|---------------------|------------------------------|----------------|---------------|-------------|----------|
| WOMEN PISTE               |                      |           |  |  |                                  |                                      |                 |                              |                             |                     |                              |                |               |             |          |
| RANPS02                   | NOVA 10              | XPRESS    | 156<br>163<br>169                      | 130-75-112   | 11<br>12<br>13                   | 3,1<br>3,2<br>3,4                    | V-PROFILE       | V-PROFILE<br>BOOST FLEX      | POPLAR<br>PEFC WOOD<br>CORE | TITANAL BEAM<br>CAM | RECTANGULAR<br>FULL SIDEWALL | SINTERED<br>HD | TIP<br>ROCKER | OVERSIZED   | HARDTOP  |
| RANPX02                   | NOVA 8               | XPRESS    | 142<br>149<br>156<br>163               | 128-75-111   | 9<br>10<br>11<br>12              | 2,9<br>3<br>3,1<br>3,2               | V-PROFILE       | V-PROFILE<br>ACTIVE FLEX     | POPLAR<br>PEFC WOOD<br>CORE | CAM                 | RECTANGULAR<br>FULL SIDEWALL | SINTERED<br>HD | TIP<br>ROCKER | OVERSIZED   | HARDTOP  |
| RAOPX03                   | NOVA 6               | XPRESS    | 142<br>149<br>156<br>163               | 128-75-111   | 9<br>10<br>11<br>12              | 2,9<br>3<br>3,1<br>3,2               | V-PROFILE       | V-PROFILE<br>ACTIVE FLEX     | POPLAR<br>PEFC WOOD<br>CORE | CARBON BEAM         | RECTANGULAR<br>FULL SIDEWALL | SINTERED<br>HD | TIP<br>ROCKER | OVERSIZED   | HARDTOP  |
| RAOPV03                   | NOVA 4               | XPRESS    | 138<br>146<br>154<br>162               | 126-74-111   | 10<br>11<br>12<br>13             | 2,8<br>2,9<br>3<br>3,1               | V-PROFILE       | V-PROFILE<br>ASSIST FLEX     | POPLAR<br>PEFC WOOD<br>CORE | CARBON BEAM         | CAP SIDEWALL                 | SINTERED       | TIP<br>ROCKER | OVERSIZED   | HARDTOP  |
| RANPV01                   | NOVA 2               | XPRESS    | 138<br>146<br>154<br>162               | 126-74-111   | 10<br>11<br>12<br>13             | 2,8<br>2,9<br>3<br>3,1               | V-PROFILE       | V-PROFILE<br>ASSIST FLEX     | POPLAR<br>PEFC WOOD<br>CORE | FIBERGLASS          | CAP SIDEWALL                 | SINTERED       | TIP<br>ROCKER | OVERSIZED   | HARDTOP  |
| WOMEN ALL MOUNTAIN RESORT |                      |           |  |  |                                  |                                      |                 |                              |                             |                     |                              |                |               |             |          |
| RAOFX03                   | ARCADE W 94          | KONECT    | 154<br>162<br>170<br>178               | 138-94-127   | 10<br>12<br>14<br>16             | 3,6<br>3,8<br>4<br>4,2               | VAS             | LCT<br>AIR TIP<br>BOOST FLEX | LCT WOOD<br>PEFC            | CENTRAL<br>TBD      | RECTANGULAR<br>SIDEWALL      | SINTERED<br>HD | TIP & TAIL    | EXTENDED    | HARDTOP  |
| RAOFV02                   | ARCADE W 84          | KONECT    | 146<br>152<br>160<br>168<br>176        | 132-84-120   | 10<br>12<br>13<br>14<br>15       | 2,5<br>3,1<br>3,3<br>3,5<br>3,7      | VAS             | LCT<br>AIR TIP<br>BOOST FLEX | LCT WOOD<br>PEFC            | CENTRAL<br>TITANAL  | RECTANGULAR<br>SIDEWALL      | SINTERED<br>HD | TIP & TAIL    | EXTENDED    | HARDTOP  |
| RAOFY04                   | ARCADE W 82          | XPRESS    | 144<br>152<br>160<br>168<br>176        | 132-82-120   | 10<br>11<br>12<br>13<br>14       | 2,8<br>3<br>3,2<br>3,4<br>3,6        | VAS             | LCT<br>ACTIVE FLEX           | LCT WOOD<br>PEFC            | CARBON              | CENTRAL<br>SIDEWALL          | SINTERED<br>HD | TIP & TAIL    | EXTENDED    | HARDTOP  |
| RAOFZ05                   | ARCADE W 80          | XPRESS    | 134<br>142<br>150<br>158<br>166        | 130-80-118   | 8<br>9<br>10<br>11<br>12         | 2,8<br>2,9<br>3<br>3,1<br>3,2        | VAS             | LCT<br>ASSIST FLEX           | LCT WOOD<br>PEFC            | FIBERGLASS          | CAP SIDEWALL                 | SINTERED       | TIP & TAIL    | EXTENDED    | HARDTOP  |
| RAOFZ06                   | ARCADE W 78          | XPRESS    | 132<br>140<br>148<br>156<br>164        | 129-78-117   | 8<br>9<br>10<br>11<br>12         | 2,8<br>2,9<br>3<br>3,1<br>3,2        | VAS             | LCT<br>ASSIST FLEX           | LCT WOOD<br>PEFC            | FIBERGLASS          | CAP SIDEWALL                 | SINTERED       | TIP & TAIL    | EXTENDED    | HARDTOP  |
| WOMEN ALL MOUNTAIN FREE   |                      |           |  |  |                                  |                                      |                 |                              |                             |                     |                              |                |               |             |          |
| RANMR03                   | RALLYBIRD SOUL 102   | OPEN      | 150<br>156<br>164<br>172               | 135-100-125<br>135-100-125<br>135-101-125<br>135-102-125                         | 13<br>14<br>15<br>16             | 3,3<br>3,5<br>3,7<br>3,9             | AIR TIP         | VAS<br>BOOST FLEX            | LCT WOOD<br>PEFC            | TITANAL BEAM        | RECTANGULAR<br>SIDEWALL      | SINTERED<br>HD | TWIN          | PROGRESSIVE |          |
| RANMN02                   | RALLYBIRD SOUL 92    | OPEN      | 146<br>156<br>166                      | 122-90-112<br>122-91-112<br>122-92-112   | 11<br>14<br>16                   | 2,5<br>2,7<br>2,8                    | AIR TIP         | ASSIST FLEX                  | PAULOWNIA<br>WOOD CORE      | FIBER               | RECTANGULAR<br>SIDEWALL      | SINTERED       | TWIN          | PROGRESSIVE |          |
| TEENAGERS                 |                      |           |  |  |                                  |                                      |                 |                              |                             |                     |                              |                |               |             |          |
| RANBB01                   | HERO PRO MULTI-EVENT | XPRESS    | 130<br>140<br>150<br>160               | 111-67-94  | 9<br>11<br>12<br>14              | 2,2<br>2,3<br>2,4<br>2,5             |                 |                              | POPLAR<br>WOOD CORE         | FIBERGLASS          | CAP SIDEWALL                 | SINTERED       | TIP           | OVERSIZED   | -        |
| TEENAGERS (suite)         |                      |           |  |  |                                  |                                      |                 |                              |                             |                     |                              |                |               |             |          |
| RANQE03                   | SENDER SOUL PRO      | OPEN      | 130<br>140<br>150<br>160<br>170<br>180 | 118-90-108<br>118-90-108<br>118-90-108<br>118-90-108<br>119-92-109<br>119-92-109 | 11<br>13<br>16<br>19<br>23<br>27 | 2,8<br>3<br>3,1<br>3,2<br>3,3<br>3,5 |                 |                              | POPLAR<br>PEFC WOOD<br>CORE | FIBERGLASS          | CAP SIDEWALL                 | SINTERED       | TWIN          | PROGRESSIVE | CORUND   |
| JUNIORS                   |                      |           |  |  |                                  |                                      |                 |                              |                             |                     |                              |                |               |             |          |
| RANJY02                   | HERO JR 100-130      | KID-X     | 100<br>110<br>120<br>130               | 108-68-94  | 6<br>7<br>9<br>10                | 1,5<br>1,6<br>1,7<br>1,8             |                 |                              | HD CORE                     | FIBERGLASS          | CAP SIDEWALL                 | EXTRUDED       | TIP           | OVERSIZED   | HARDTOP  |
| RANJY03                   | HERO JR 140-150      | XPRESS JR | 140<br>150                             | 107-68-94  | 12<br>14                         | 1,9<br>2                             |                 |                              | HD CORE                     | FIBERGLASS          | CAP SIDEWALL                 | EXTRUDED       | TIP           | OVERSIZED   | HARDTOP  |
| KIDS                      |                      |           |  |  |                                  |                                      |                 |                              |                             |                     |                              |                |               |             |          |
| RANWE01                   | HERO KID PRE-DRILLED | TEAM 4    | 70<br>80<br>92                         | 104-72-96  | 3<br>4<br>5                      | 1,2<br>1,3<br>1,4                    |                 |                              | HD CORE                     | FIBERGLASS          | CAP SIDEWALL                 | EXTRUDED       | TIP&TAIL      | OVERSIZED   | CORUND   |





# SKI BOOTS

25-26シーズンALL TRACKブーツは一新され、  
VIZIONブーツに採用されたSTEP INテクノロジーを搭載。

- **Retail** - Men and Women
- **3 lasts** : 98 mm - 100 mm - 102 mm
- **4 buckles** and **BOA®** (in 102 mm)

## BOA®

ALLTRACKに搭載したBOA®フィット・システムは、  
アルペンスキーに特化して設計されており、  
マイクロアジャスト可能な多方向からの精密なフィットで  
足を均一に包み込み、プレッシャーポイントを減らしながら、  
優れたヒールホールドとエッジ・トゥ・エッジ・コントロールを  
実現する。



# ALLTRACK

STEP IN, TURN IT ON,  
RIDE EVERYWHERE





## STEP IN TECHNOLOGY

スキーヤーがブーツを履く際、簡単かつフィット感を両立するためにはどうしたら良いか？

ALLTRACK / VIZION ブーツはSTEP INテクノロジーを搭載。  
このプロジェクトのKEYは6つの特許が登録されている。

ALLTRACK / VIZION:  
WHAT'S COMMON?① SHELL STRUCTURE  
+ BI-INJECTED SPOILER

シェルはオーバーラップ構造を採用し、  
リア部が大きく開く事により足入れが容易。  
立体構造のハイバックは、4バックルブーツのラストを再現している。

ハイバックには二つの異素材を注入したバイインジェクション構造。  
中央には高剛性素材を使用し、しっかりとしたバックサポートを実現。  
側面には柔らかい素材がシェルの形状に合わせて成形されることにより、4バックルと変わらないフィット感、ラッピングが可能。

② STEEL SPINE  
PATENT PENDING

スチール製スパインはハイバックをサポートし、  
カフの開閉システムの軸となるポイント。

- ストロングリアサポート
- フレックス強化
- パワー伝達

⑥ STEP IN LINER FULL CUSTOM  
PATENT PENDING

足首の前側に伸縮性のある素材を採用することで容易な着脱が可能。  
インナーの取り外しも容易。  
フィット感は4バックルブーツと同様で、踵のサポートも強化。  
インナーブーツに熱をかけることで、個々の足形に成型ができ、  
内部、外部、タング全てのカスタマイズが可能。

ALLTRACK / VIZION:  
WHAT'S DIFFERENTVIZION  
DOUBLE BUCKLE  
PATENT PENDING

ダブルバックルは2つの独立した機能を搭載。  
リリースバックルを開くとカフのロックが解除。  
バックルをロックする事でカフがスキーポジションに固定。

ALLTRACK  
MECHANISM ENTRY/WALK

スキー&ハイクモードレバーを搭載。  
レバーをリリースしハイクモード。  
レバーをロックする事でカフがスキーポジションに固定。



## エントリーポジション

リリースレバーを開くとカフのロックが解除され、  
カフが後方へ開きスムーズな足入れが可能。



ALL MOUNTAIN  
ALLTRACK



102 mm

|                         |                   |
|-------------------------|-------------------|
| RBO3090                 |                   |
| ALLTRACK 130 HV BOA® GW |                   |
| Steel Grey/Yellow       | Flex : 130        |
| Last : 102              | Sizes : 24X - 29X |

NEW



102 mm

|                        |                   |
|------------------------|-------------------|
| RBO3110                |                   |
| ALLTRACK 90 HV BOA® GW |                   |
| Steel Grey/Terracotta  | Flex : 90         |
| Last : 102             | Sizes : 24X - 29X |

NEW



102 mm

|                         |                   |
|-------------------------|-------------------|
| RBO3100                 |                   |
| ALLTRACK 110 HV BOA® GW |                   |
| Steel Grey/Petrol Blue  | Flex : 110        |
| Last : 102              | Sizes : 24X - 29X |

NEW



ALL MOUNTAIN  
ALLTRACK



100 mm

|                        |                   |
|------------------------|-------------------|
| RBO3080                |                   |
| ALLTRACK 100 PRO MV GW |                   |
| Dark Grey/Ice Grey     | Flex : 100        |
| Last : 100             | Sizes : 24X - 29X |

NEW



102 mm

|                    |                   |
|--------------------|-------------------|
| RBO3130            |                   |
| ALLTRACK 110 HV GW |                   |
| Dark Grey/Ice Grey | Flex : 110        |
| Last : 102         | Sizes : 24X - 29X |

NEW



102 mm

|                  |                   |
|------------------|-------------------|
| RBO3160          |                   |
| ALLTRACK 90 HV   |                   |
| Steel Grey/Black | Flex : 90         |
| Last : 102       | Sizes : 24X - 29X |

NEW



ALL MOUNTAIN  
TRACK



104 mm

|                    |                                       |
|--------------------|---------------------------------------|
| RBO4030            |                                       |
| TRACK 110 HV+ GW   |                                       |
| Dark Grey/Ice Grey | Flex : 110                            |
| Last : 104         | Sizes : 24,5 - 31,5 (HALF SIZES ONLY) |

NEW



104 mm

|                  |                                       |
|------------------|---------------------------------------|
| RBO4050          |                                       |
| TRACK 90 HV+     |                                       |
| Steel Grey/Black | Flex : 90                             |
| Last : 104       | Sizes : 24,5 - 31,5 (HALF SIZES ONLY) |

NEW



**BOA®**  
ALLTRACKに搭載したBOA®フィット・システムは、アルペンスキーに特化して設計されており、マイクロアジャスト可能な多方向からの精密なフィットで足を均一に包み込み、プレッシャーポイントを減らしながら、優れたヒールホールドとエッジ・トゥ・エッジ・コントロールを実現する。





# VIZION

TURN INTO THE FUTURE



## PISTE

VIZION



98  
mm



CARRY OVER

RBN7010  
**VIZION 4B ELITE 130 LV GW**  
Metal Bronze  
**Last :** 98  
**Flex :** 130  
**Sizes :** 24 - 29,5

FULL CUSTOM LINER Thinsulate GRIP WALK



100  
mm



NEW SIZES : 30,5 / 31,5

CARRY OVER

RBN7030  
**VIZION 4B PRO 120 MV GW**  
Metal Blue  
**Last :** 100  
**Flex :** 120  
**Sizes :** 24 - 29,5 / 30,5 / 31,5

FULL CUSTOM LINER Thinsulate GRIP WALK



100  
mm



NEW SIZES : 30,5 / 31,5

CARRY OVER

RBN7050  
**VIZION 4B PRO 100 MV GW**  
Metal Grey  
**Last :** 100  
**Flex :** 100  
**Sizes :** 24 - 29,5 / 30,5 / 31,5

FULL CUSTOM LINER Thinsulate GRIP WALK

# HERO

TURN INTO A HERO

WORLD CUP ZシリーズとHERO WORLD CUPシリーズが  
今までのスピリットを引き継ぐ。  
HERO WORLD CUPシリーズもZシリーズに迫る性能に。



## CONÇUE POUR LA RACE

新しいレースブーツの設計は常に大きな挑戦であるため、  
アスリート達が開発プロセスにおいて重要な役割となる。  
キッツビューエルで二度のワールドカップ優勝を果たしたシブリアン・サラザンの活躍により、  
この新しいブーツは勝利の喜びを味わうことができた。  
他のアスリート、ロイック・メイラード、ペドラ・ブルホバ、アレキサンダー・ステン・オルセンも表彰台を飾り、ロシニョールブランドの色を世に知らしめた。



PETRA **VLHOVA** (SVK)



CYPRIEN **SARRAZIN** (SVK)



LOÏC **MEILLARD** (SUI)



ALEXANDER **STEEN-OLSEN** (NOR)



OUR ATHLETES AT WORK


アスリートの意見を重視し、グラフィックデザインを慎重に考え、我々はすべての要件を満たすブーツを作り出さなければならない。たどり着いたその色は、メテオ・グレー。パフォーマンス、攻撃性、パワー、スピードを象徴するその色が、アスリートをワールドカップへと導く。



TECHNOLOGIES


NEW GEOMETRIC SHAPE

97mmラスト：  
・甲部分を1mm低くしたNEWラストを採用。  
足首部のシェルを1.5mm奥に（踵側）、足の甲を1mm下げること、角度を45°に設定。  
更に踵のポケットを深くすることで足とシェルを密接に保つ事が出来る。  
・ソール長3mm短縮の303mm（サイズ26.5の場合）  
これにより操作性、パワー伝達が向上。



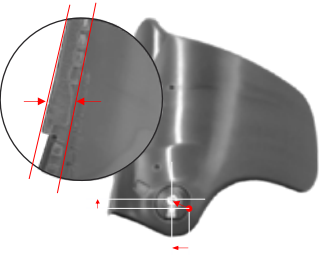
NEW SHELL STRUCTURE

Zシリーズに近いシェルの厚みに新設計。  
シェル下部を強化し、ねじれ剛性が向上。



NEW CUFF STRUCTURE

カフの上部はより厚く再設計。  
ヒンジはZシリーズ同じものを使用。  
反発力を高めるためにカフの後部を強化。




POWER FLEX INSERT



インサートプレートにより、シェルとカフの密着を向上させ、パワーロスを防ぎ、力の伝達が向上。インサートプレートが2種類ありフレックスの調整が可能。  
-カーボンインサート（プリマウント）：ハード  
-53 SHD PU インサート（付属パーツ）：ソフト

DUAL CORE RACE

HERO WORLD CUP と HERO シリーズ  
硬さの異なる2種類のプラスチック素材を同じ金型に注入。硬い素材と柔らかい素材をサンドイッチにすることで、ブーツの各箇所のフレックスを調整。リアサポート、リバウンド効果が向上。



CANTING RACE

カントはZシリーズと同じものを使用。  
-外カント（取り付け済み）: 0.5°  
-外カント（付属パーツ）: 1°



MAXI GRIP LIFTER



OPTIONAL - for making the HERO boots more comfortable to walk in - 3 mm

LVNLZPO

LIFTER RS MAXI GRIP 24



RACE  
HERO



92 mm

CARRY OVER

| RBN9240                                 |
|---|
| <b>HERO WORLD CUP ZC</b>                |
| Meteor Grey                             |
| <b>Last</b> : 92                        |
| <b>Flex</b> : 150                       |
| <b>Sizes</b> : 23,5 - 29,5 (FULL SIZES) |

CARRY OVER

| RBN9250                                 |
|---|
| <b>HERO WORLD CUP ZB</b>                |
| Meteor Grey                             |
| <b>Last</b> : 92                        |
| <b>Flex</b> : 140                       |
| <b>Sizes</b> : 22,5 - 29,5 (FULL SIZES) |

CARRY OVER

| RBN9260                                 |
|---|
| <b>HERO WORLD CUP ZA</b>                |
| Meteor Grey                             |
| <b>Last</b> : 92                        |
| <b>Flex</b> : 130                       |
| <b>Sizes</b> : 22,5 - 29,5 (FULL SIZES) |

CARRY OVER



92+ mm

| RBN9270                                 |
|---|
| <b>HERO WORLD CUP ZA+</b>               |
| Meteor Grey                             |
| <b>Last</b> : 92+                       |
| <b>Flex</b> : 130                       |
| <b>Sizes</b> : 22,5 - 28,5 (FULL SIZES) |

CARRY OVER

| RBN9280                                 |
|---|
| <b>HERO WORLD CUP ZJ+</b>               |
| Meteor Grey                             |
| <b>Last</b> : 92+                       |
| <b>Flex</b> : 120                       |
| <b>Sizes</b> : 22,5 - 28,5 (FULL SIZES) |

92+ mm

CARRY OVER



| RBN9300                                 |
|---|
| <b>HERO WORLD CUP Z SOFT+</b>           |
| Meteor Grey                             |
| <b>Last</b> : 92+                       |
| <b>Flex</b> : 110                       |
| <b>Sizes</b> : 22,5 - 28,5 (FULL SIZES) |

RACE  
HERO



97 mm

CARRY OVER

| RBN1010W                     |
|------------------------------|
| <b>HERO WORLD CUP 140 LV</b> |
| Meteor Grey                  |
| <b>Last</b> : 97             |
| <b>Flex</b> : 140            |
| <b>Sizes</b> : 24 - 29,5     |

FULL CUSTOM LINER



100 mm

CARRY OVER

| RBN1020W                     |
|------------------------------|
| <b>HERO WORLD CUP 130 MV</b> |
| Meteor Grey                  |
| <b>Last</b> : 100            |
| <b>Flex</b> : 130            |
| <b>Sizes</b> : 24 - 29,5     |

FULL CUSTOM LINER

CARRY OVER



97 mm

| RBN1030W                     |
|------------------------------|
| <b>HERO WORLD CUP 120 LV</b> |
| Meteor Grey                  |
| <b>Last</b> : 97             |
| <b>Flex</b> : 120            |
| <b>Sizes</b> : 24 - 29,5     |

FULL CUSTOM LINER

CARRY OVER



97 mm

| RBN9010                                 |
|---|
| <b>HERO WORLD CUP 110 SC</b>            |
| Meteor Grey                             |
| <b>Last</b> : 97                        |
| <b>Flex</b> : 110                       |
| <b>Sizes</b> : 21,5 - 28,5 (FULL SIZES) |

FULL CUSTOM LINER

CARRY OVER



97 mm

| RBN9050                                 |
|---|
| <b>HERO WORLD CUP 90 SC</b>             |
| Meteor Grey                             |
| <b>Last</b> : 97                        |
| <b>Flex</b> : 90                        |
| <b>Sizes</b> : 21,5 - 28,5 (FULL SIZES) |

FULL CUSTOM LINER

CARRY OVER



97 mm

| RBN9070                                 |
|---|
| <b>HERO WORLD CUP 70 SC</b>             |
| Meteor Grey                             |
| <b>Last</b> : 97                        |
| <b>Flex</b> : 70                        |
| <b>Sizes</b> : 21,5 - 28,5 (FULL SIZES) |

FULL CUSTOM LINER



# SUPER VIRAGE

CALLING ALL HEROES



## DEMO

SUPER VIRAGE



92+  
mm

Super  
VIRAGE

NEW

RBO9500  
**SUPER VIRAGE ZA+**  
RED  
Last : 92+  
Flex : 130  
Sizes : 22X - 27X



97  
mm

RBO1600  
**SUPER VIRAGE 125 SC**  
RED  
Last : 97  
Flex : 125  
Sizes : 22X - 28X

FULL  
CUSTOM  
LINER  
Thinsulate  
INSULATION



100  
mm

RBO2610  
**SUPER VIRAGE 105 SC**  
RED  
Last : 100  
Flex : 105  
Sizes : 22X - 27X

FULL  
CUSTOM  
LINER  
Thinsulate  
INSULATION



104  
mm

CARRY OVER

RBN8610  
**SUPER VIRAGE 95 HV+**  
Black  
Last : 104  
Flex : 95  
Sizes : 24,5 - 29,5 (FULL SIZES)

FULL  
CUSTOM  
LINER  
Thinsulate  
INSULATION



# HI-SPEED

HI-SPEEDシリーズは、パフォーマンスを高めるためインナーを採用。98、100、102mmと3種類のラストからチョイスが可能。



## PISTE HI-SPEED



98 mm

CARRY OVER

| RBN2030                         |
|---------------------------------|
| <b>HI-SPEED ELITE 120 LV GW</b> |
| Black                           |
| Last : 98                       |
| Flex : 120                      |
| Sizes : 24 - 31,5               |



98 mm

CARRY OVER

| RBN2020                          |
|----------------------------------|
| <b>HI-SPEED ELITE 110 LV GW</b>  |
| Black                            |
| Last : 98                        |
| Flex : 110                       |
| Sizes : 24,5 - 31,5 (FULL SIZES) |



100 mm

CARRY OVER

| RBN2060                       |
|-------------------------------|
| <b>HI-SPEED PRO 120 MV GW</b> |
| Black                         |
| Last : 100                    |
| Flex : 120                    |
| Sizes : 24 - 31,5             |



100 mm

CARRY OVER

| RBN2070                       |
|-------------------------------|
| <b>HI-SPEED PRO 110 MV GW</b> |
| Black                         |
| Last : 100                    |
| Flex : 110                    |
| Sizes : 24 - 31,5             |



100 mm

CARRY OVER

| RBN2090                    |
|----------------------------|
| <b>HI-SPEED PRO 100 MV</b> |
| Black                      |
| Last : 100                 |
| Flex : 100                 |
| Sizes : 24 - 31,5          |





PISTE  
HI-SPEED / SPEED / EVO



102 mm

CARRY OVER

**RBN2110**  
**HI-SPEED 120 HV GW**  
Storm Grey  
**Last :** 102  
**Flex :** 120  
**Sizes :** 24,5 - 31,5 (FULL SIZES)

FULL CUSTOM LINER Thinsulate GRIP WAFER CUFF 30%



102 mm

CARRY OVER

**RBN2130**  
**HI-SPEED 100 HV**  
Moon Grey  
**Last :** 102  
**Flex :** 100  
**Sizes :** 24,5 - 31,5 (FULL SIZES)

CUSTOM LINER Thinsulate



102 mm

CARRY OVER

**RBN2150**  
**HI-SPEED 80 HV**  
Storm Grey  
**Last :** 102  
**Flex :** 80  
**Sizes :** 24,5 - 31,5 (FULL SIZES)

CUSTOM LINER



104 mm

NEW

**RBO8010**  
**SPEED 120 HV+ GW**  
Black  
**Last :** 104  
**Flex :** 120  
**Sizes :** 24,5 - 31,5 (FULL SIZES)

FULL CUSTOM LINER Thinsulate GRIP WAFER CUFF 30%



104 mm

NEW

**RBO8030**  
**SPEED 100 HV+**  
Black  
**Last :** 104  
**Flex :** 100  
**Sizes :** 24,5 - 31,5 (FULL SIZES)

FULL CUSTOM LINER



104 mm

NEW

**RBO8050**  
**SPEED 80 HV+**  
Black  
**Last :** 104  
**Flex :** 80  
**Sizes :** 24,5 - 33,5 (FULL SIZES)

CUSTOM LINER



104 mm

NEW

**RBO8150**  
**EVO 70 +**  
Red/Black  
**Last :** 104  
**Flex :** 70  
**Sizes :** 24,5 - 33,5 (FULL SIZES)

CUSTOM LINER



CARRY OVER

**RBN9090**  
**HERO JR 65**  
Meteor Grey  
**Flex :** 65  
**Sizes :** 19 - 27,5



CARRY OVER

**RBN5050**  
**HERO J4**  
Meteor Grey  
**Flex :** 50  
**Sizes :** 22,5 - 26,5 (FULL SIZES)



CARRY OVER

**RBN5100**  
**HERO J3**  
Meteor Grey  
**Flex :** 40  
**Sizes :** 17,5 - 21,5 (FULL SIZES)



SHELL 50%

CARRY OVER

**RBM5070**  
**COMP J4**  
Black  
**Flex :** 50  
**Sizes :** 22,5 - 26,5 (FULL SIZES)



SHELL 50%

CARRY OVER

**RBM5120**  
**COMP J3**  
Black  
**Flex :** 40  
**Sizes :** 17,5 - 21,5 (FULL SIZES)



CARRY OVER

**RBM6020**  
**COMP J1**  
Black  
**Flex :** 30  
**Sizes :** 15,5 - 22,5 (FULL SIZES)



CARRY OVER

**RBM5080**  
**COMP J4**  
White  
**Flex :** 50  
**Sizes :** 22,5 - 26,5 (FULL SIZES)



CARRY OVER

**RBM5130**  
**COMP J3**  
White  
**Flex :** 40  
**Sizes :** 17,5 - 21,5 (FULL SIZES)



CARRY OVER

**RBM6030**  
**COMP J1**  
White  
**Flex :** 30  
**Sizes :** 15,5 - 22,5 (FULL SIZES)

# TECHNOLOGIES

## STRUCTURE

### GENERATIVE DESIGN

ロシニョール独自開発のシェルデザイン。シェルの下部とヒール部分の剛性向上、および軽量化を実現。デュアルコアテクノロジーと組み合わせ、最高のパフォーマンスを引き出す。



### JUNIOR CELLULAR DESIGN

Jrスキーヤーに合わせたデザインされ、様々な足にフィット。シェルを薄くすることでHERO J4は1,090g (1/2pr) と軽量で優れたフレックスを実現。

### INTERNAL LASTS

Internal lasts:

|          |            |
|----------|------------|
| 92 mm    | 100 mm MV  |
| 92+ mm   | 102 mm HV  |
| 98 mm LV | 104 mm HV+ |

### SENSOR MATRIX (104mm)

ブーツに溝を付けることで、幅広のラストでもフィット感に優れ、パワー伝達の効率が良い。快適でありながら、正確な操作が可能。

## BOA®



**BOA®**  
ALLTRACKに搭載したBOA®フィット・システムは、アルペンスキーに特化して設計されており、マイクロアジャスト可能な多方向からの精密なフィットで足を均一に包み込み、プレッシャーポイントを減らしながら、優れたヒールホールドとエッジ・トゥ・エッジ・コントロールを実現する。

## DUAL CORE

硬さの異なる2種類のプラスチック素材を同じ金型に注入。硬い素材で柔らかい素材をサンドイッチにすることで、ブーツの各箇所のフレックスを調整。リアサポート、リバウンド効果が向上。

### DUAL CORE RACE



WC・HEROシリーズでは、硬さの異なる2種類のプラスチック素材を、5つのポイントから同時に注入することで、ブーツの各箇所のフレックスを調整。フレックス、リアサポート、リバウンド効果、および横方向の剛性を向上。

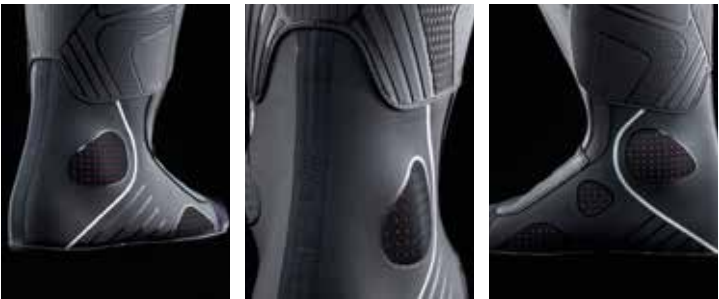
### DUAL CORE HI-SPEED/ALLTRACK/VIZION



HI SPEED / VISION / ALLTRACKシリーズでは、ロアシェルにデュアルコアを採用することで、剛性を保ちつつ軽量化を実現。フレックス性に優れる。

## LINER

### LINER 5 ZONES



### PRE-SHAPED FULL CUSTOM

足首周り、問題の起きそうな箇所(第一、第五中足骨、舟状骨)、計5ヶ所の高レベルでの熱成型が可能。

### FULL CUSTOM LINER

### FULL CUSTOM LINER

インナーブーツに熱をかけることで、個々の足型に成型が可能。内部、外部パッド、タングすべてのカスタマイズが可能。

### CUSTOM LINER

### CUSTOM LINER

内部パッドのみカスタマイズが可能。



### PRE-SHAPED LINER

インナーの下部をあらかじめ足首の骨の形に合わせて成型することで、当たりを解消。シェルの内側とインナーブーツの外側が同形状に設計されている。



### SEAMLESS TOE BOX

インナーのトゥ部分をシームレスにすることで、インナー内部の熱を逃がさず持続させる。断熱効率が高まり快適。

## THERMAL INSULATION



### THINSULATE® STRETCH

主に衣料品に使用される極細繊維で、伸縮性があり動きやすさを高める。ライナーでは、他の素材と理想的に連携して完璧な足サポートを提供し、優れたスキー性を実現。



### WINTHERM®


Winthermは実験室テストで特に効果的な断熱材であることが証明されている。前足部に配置され、空気の循環を可能にする微細穴あきアルミニウムのシートと、暖かさや快適さを保証するポーラーフリース素材が含まれている。



CONFIGURATION

インナーブーツのカスタマイズやフレックスコントロール、前傾角、カント調整など、快適性とパフォーマンス性の両面でスキーヤーにメリットを提供。

PERSONALIZATION



FLEX ADJUSTMENT

カフとシェルの接続部にあるネジの位置を変えることで、ブーツフレックスを±5°の範囲で調整可能。

FORWARD LEAN ADJUSTMENT

リアヒンジの位置を変えることで、ブーツの前傾角を自身のスキースタイルに合わせて調整が可能。



初期位置(標準)…10.6°  
上側に調整…12.6°

CANTING

下腿の形状に合わせて、カントの角度を±1°に調整が可能。



CATCHES

ふくらはぎの太さに合わせて、カフのバックルキャッチを3つの位置に調整が可能。



GRIPWALK

GRIPWALKマーク記載ブーツは、GRIPWALKソールを標準装備。



【別売ソール一覧】

|         |                                    |
|---------|------------------------------------|
| RVILZEO | CNNVCEMNGY 'VGEJ 'CNRIPO'UGNGU     |
| RVHLZF0 | CNNVCEMI TIRY CNMUGNGUP'Q'CTEJ RCF |
| RVHLZH0 | UVCPFCTF'I TIRY CNMUGNGU           |
| RVMLZAO | LWPIGT'LS'I TIRY CNMUGNGU          |



|                       |                           |                            |                               |      |      |                      |                                |                        | STRUCTURE         |                   |  |
|-----------------------|---------------------------|----------------------------|-------------------------------|------|------|----------------------|--------------------------------|------------------------|-------------------|-------------------|--|
| REFERENCE             | MODEL                     | COLOR                      | MSS SIZES                     | LAST | FLEX | WEIGHT<br>(1/2 PAIR) | TECHNOLOGY 1                   | TECHNOLOGY 2           | SHELL<br>MATERIAL | CUFF MATERIAL     | STRUCTURE                              |
| RACE                  |                           |                            |                               |      |      |                      |                                |                        |                   |                   |  |
| RBN9240               | HERO WORLD CUP ZC         | METEOR GREY                | 23.5 - 29.5 (HALF SIZES ONLY) | 92   | 150  | 2,455                | DUAL CORE                      | AIR FLOW               | POLYETHER         | POLYETHER         | RACE CANTING                           |
| RBN9250               | HERO WORLD CUP ZB         | METEOR GREY                | 22.5 - 29.5 (HALF SIZES ONLY) | 92   | 140  | 2,455                | DUAL CORE                      | AIR FLOW               | POLYETHER         | POLYETHER         | RACE CANTING                           |
| RBN9260               | HERO WORLD CUP ZA         | METEOR GREY                | 22.5 - 29.5 (HALF SIZES ONLY) | 92   | 130  | 2,455                | DUAL CORE                      | AIR FLOW               | POLYETHER         | POLYETHER         | RACE CANTING                           |
| RBN9270               | HERO WORLD CUP ZA+        | METEOR GREY                | 22.5 - 28.5 (HALF SIZES ONLY) | 92 + | 130  | 2,455                | DUAL CORE                      | AIR FLOW               | POLYETHER         | POLYETHER         | RACE CANTING                           |
| RBN9280               | HERO WORLD CUP ZJ+        | METEOR GREY                | 22.5 - 28.5 (HALF SIZES ONLY) | 92 + | 120  | 2,455                | DUAL CORE                      | AIR FLOW               | POLYETHER         | POLYETHER         | RACE CANTING                           |
| RBN9300               | HERO WORLD CUP Z SOFT +   | METEOR GREY                | 22.5 - 28.5 (HALF SIZES ONLY) | 92 + | 110  | 2,330                | DUAL CORE                      | AIR FLOW               | POLYETHER         | POLYETHER         | RACE CANTING                           |
| RBN1010W              | HERO WORLD CUP 140 LV     | METEOR GREY                | 24 - 29.5                     | 97   | 140  | 2,155                | DUAL CORE                      | AIR FLOW / FLEX INSERT | POLYETHER         | POLYETHER         | RACE CANTING                           |
| RBN1020W              | HERO WORLD CUP 130 MV     | METEOR GREY                | 24 - 29.5                     | 100  | 130  | 2,131                | DUAL CORE                      | AIR FLOW / FLEX INSERT | POLYETHER         | POLYETHER         | RACE CANTING                           |
| RBN1030W              | HERO WORLD CUP 120 LV     | METEOR GREY                | 24 - 29.5                     | 97   | 120  | 2,095                | DUAL CORE                      | AIR FLOW / FLEX INSERT | POLYETHER         | POLYETHER         | RACE CANTING                           |
| RBN9010               | HERO WORLD CUP 110 SC     | METEOR GREY                | 21.5 - 28.5 (HALF SIZES ONLY) | 97   | 110  | 1,930                | DUAL CORE                      | AIR FLOW / FLEX INSERT | POLYURETHANE      | POLYURETHANE      | SHORT CUFF                             |
| RBN9050               | HERO WORLD CUP 90 SC      | METEOR GREY                | 21.5 - 28.5 (HALF SIZES ONLY) | 97   | 90   | 1,915                | DUAL CORE                      | AIR FLOW / FLEX INSERT | POLYURETHANE      | POLYURETHANE      | SHORT CUFF                             |
| RBN9070               | HERO WORLD CUP 70 SC      | METEOR GREY                | 21.5 - 28.5 (HALF SIZES ONLY) | 97   | 70   | 1,815                | DUAL CORE                      | AIR FLOW / FLEX INSERT | POLYURETHANE      | POLYOLEFINE       | SHORT CUFF                             |
| SUPER VIRAGE          |                           |                            |                               |      |      |                      |                                |                        |                   |                   |  |
| RBO9500               | SUPER VIRAGE ZA+          | RED                        | 22X - 27X                     | 92 + | 130  | 2,450                | DUAL CORE                      | AIR FLOW               | POLYETHER         | POLYETHER         | RACE CANTING                           |
| RBO1600               | SUPER VIRAGE 125 SC       | RED                        | 22X - 28X                     | 97   | 125  | 2,100                | DUAL CORE                      | AIR FLOW / FLEX INSERT | POLYETHER         | POLYETHER         | RACE CANTING                           |
| RBO2610               | SUPER VIRAGE 105 SC       | RED                        | 22X - 27X                     | 100  | 105  | 2,100                | GENERATIVE DESIGN              | DUAL CORE              | POLYURTHANE       | POLYOLEFINE       | ASYMMETRICAL DUAL CORE                 |
| RBN8610               | SUPER VIRAGE 95 HV+       | BLACK                      | 24.5 - 29.5 (HALF SIZES ONLY) | 104  | 95   | 1,680                | GENERATIVE DESIGN              | DUAL CORE              | POLYURTHANE       | POLYOLEFINE       | ASYMMETRICAL DUAL CORE                 |
| PISTE HI SPEED        |                           |                            |                               |      |      |                      |                                |                        |                   |                   |  |
| RBN2030               | HI-SPEED ELITE 120 LV GW  | BLACK                      | 24 - 31,5                     | 98   | 120  | 2,010                | GENERATIVE DESIGN<br>STRUCTURE | DUAL CORE              | POLYETHER         | POLYURE-<br>THANE | ASYMMETRICAL DUAL<br>CORE              |
| RBN2020               | HI-SPEED ELITE 110 LV GW  | BLACK                      | 24.5 - 31.5 (HALF SIZES ONLY) | 98   | 110  | 2,040                | GENERATIVE DESIGN<br>STRUCTURE | DUAL CORE              | POLYURE-<br>THANE | POLYURE-<br>THANE | ASYMMETRICAL DUAL<br>CORE              |
| RBN2060               | HI-SPEED PRO 120 MV GW    | BLACK                      | 24 - 31,5                     | 100  | 120  | 2,010                | GENERATIVE DESIGN<br>STRUCTURE | DUAL CORE              | POLYETHER         | POLYURE-<br>THANE | ASYMMETRICAL DUAL<br>CORE              |
| RBN2070               | HI-SPEED PRO 110 MV GW    | BLACK                      | 24 - 31,5                     | 100  | 110  | 2,040                | GENERATIVE DESIGN<br>STRUCTURE | DUAL CORE              | POLYURE-<br>THANE | POLYURE-<br>THANE | ASYMMETRICAL DUAL<br>CORE              |
| RBN2090               | HI-SPEED PRO 100 MV       | BLACK                      | 24 - 31,5                     | 100  | 100  | 1,935                | GENERATIVE DESIGN<br>STRUCTURE | DUAL CORE              | POLYURE-<br>THANE | POLYOLEFINE       | ASYMMETRICAL DUAL<br>CORE              |
| RBN2110               | HI-SPEED 120 HV GW        | STORM GREY                 | 24.5 - 31.5 (HALF SIZES ONLY) | 102  | 120  | 2,010                | GENERATIVE DESIGN<br>STRUCTURE | DUAL CORE              | POLYETHER         | POLYURE-<br>THANE | ASYMMETRICAL DUAL<br>CORE              |
| RBN2130               | HI-SPEED 100 HV           | MOON GREY                  | 24.5 - 31.5 (HALF SIZES ONLY) | 102  | 100  | 1,935                | GENERATIVE DESIGN<br>STRUCTURE | DUAL CORE              | POLYURE-<br>THANE | POLYOLEFINE       | ASYMMETRICAL DUAL<br>CORE              |
| RBN2150               | HI-SPEED 80 HV            | STORM GREY                 | 24.5 - 31.5 (HALF SIZES ONLY) | 102  | 80   | 1,915                | GENERATIVE DESIGN<br>STRUCTURE | DUAL CORE              | POLYURE-<br>THANE | POLYOLEFINE       | ASYMMETRICAL DUAL<br>CORE              |
| PISTE VIZION          |                           |                            |                               |      |      |                      |                                |                        |                   |                   |  |
| RBN7010               | VIZION 4B ELITE 130 LV GW | METAL BRONZE               | 24 - 29.5                     | 98   | 130  | 2,075                | STEP IN TECHNOLOGY             | DUAL CORE              | POLYETHER         | POLYETHER         | STEEL SPINE - BI-INJEC-<br>TED SPOILER |
| RBN7030               | VIZION 4B PRO 120 MV GW   | METAL BLUE                 | 24 - 29.5 / 30.5 / 31.5       | 100  | 120  | 2,045                | STEP IN TECHNOLOGY             | DUAL CORE              | POLYETHER         | POLYURE-<br>THANE | STEEL SPINE - BI-INJEC-<br>TED SPOILER |
| RBN7050               | VIZION 4B PRO 100 MV GW   | METAL GREY                 | 24 - 29.5 / 30.5 / 31.5       | 100  | 100  | 1,920                | STEP IN TECHNOLOGY             | DUAL CORE              | POLYETHER         | POLYOLEFINE       | STEEL SPINE - BI-INJEC-<br>TED SPOILER |
| ALL MOUNTAIN ALLTRACK |                           |                            |                               |      |      |                      |                                |                        |                   |                   |  |
| RBO3080               | ALLTRACK 100 PRO MV       | DARK GREY/ICE GREY         | 24X - 29X                     | 100  | 100  |                      | STEP IN TECHNOLOGY             | DUAL CORE              | POLYURE-<br>THANE | POLYOLEFINE       | STEEL SPINE - BI-INJEC-<br>TED SPOILER |
| RBO3090               | ALLTRACK 130 HV BOA GW    | STEEL GREY/YELLOW          | 24X - 29X                     | 102  | 130  |                      | STEP IN TECHNOLOGY             | DUAL CORE              | POLYETHER         | POLYOLEFINE       | STEEL SPINE - BI-INJEC-<br>TED SPOILER |
| RBO3100               | ALLTRACK 110 HV BOA GW    | STEEL GREY/PETROL<br>BLUE  | 24X - 29X                     | 102  | 110  |                      | STEP IN TECHNOLOGY             | DUAL CORE              | POLYURE-<br>THANE | POLYOLEFINE       | STEEL SPINE - BI-INJEC-<br>TED SPOILER |
| RBO3110               | ALLTRACK 90 HV BOA GW     | STEEL GREY/TERRA-<br>COTTA | 24X - 29X                     | 102  | 90   |                      | STEP IN TECHNOLOGY             | DUAL CORE              | POLYURE-<br>THANE | POLYOLEFINE       | STEEL SPINE - BI-INJEC-<br>TED SPOILER |
| RBO3130               | ALLTRACK 110 HV GW        | DARK GREY/ICE GREY         | 24X - 29X                     | 102  | 110  |                      | STEP IN TECHNOLOGY             | DUAL CORE              | POLYURE-<br>THANE | POLYOLEFINE       | STEEL SPINE - BI-INJEC-<br>TED SPOILER |
| RBO3160               | ALLTRACK 90 HV            | STEEL GREY/BLACK           | 24X - 29X                     | 102  | 90   |                      | STEP IN TECHNOLOGY             | DUAL CORE              | POLYOLEFINE       | POLYOLEFINE       | STEEL SPINE - BI-INJEC-<br>TED SPOILER |
| MEN 104 mm            |                           |                            |                               |      |      |                      |                                |                        |                   |                   |  |
| RBO8010               | SPEED 120 HV+ GW          | BLACK                      | 24.5 - 31.5 (HALF SIZES ONLY) | 104  | 120  | 1,950                | SENSOR MATRIX                  | BI-INJECTED ENTRY      | POLYURTHANE       | POLYURTHANE       |  |
| RBO8030               | SPEED 100 HV+             | BLACK                      | 24.5 - 31.5 (HALF SIZES ONLY) | 104  | 100  | 1,690                | SENSOR MATRIX                  | BI-INJECTED ENTRY      | POLYOLEFINE       | POLYOLEFINE       |  |
| RBO8050               | SPEED 80 HV+              | BLACK                      | 24.5 - 33.5 (HALF SIZES ONLY) | 104  | 80   | 1,680                | SENSOR MATRIX                  | BI-INJECTED ENTRY      | POLYOLEFINE       | POLYOLEFINE       |  |
| RBO8150               | EVO 70                    | RED/BLACK                  | 24.5 - 33.5 (HALF SIZES ONLY) | 104  | 70   | 1,670                | SENSOR MATRIX                  | BI-INJECTED ENTRY      | POLYOLEFINE       | POLYOLEFINE       |  |
| RBO4030               | TRACK 110 HV+ GW          | DARK GREY/ICE GREY         | 24.5 - 31.5 (HALF SIZES ONLY) | 104  | 110  | 1,890                | SENSOR MATRIX                  | BI-INJECTED ENTRY      | POLYURTHANE       | POLYOLEFINE       |  |
| RBO4050               | TRACK 90 HV+              | STEEL GREY/BLACK           | 24.5 - 31.5 (HALF SIZES ONLY) | 104  | 90   | 1,780                | SENSOR MATRIX                  | BI-INJECTED ENTRY      | POLYOLEFINE       | POLYOLEFINE       |  |
| JUNIOR                |                           |                            |                               |      |      |                      |                                |                        |                   |                   |  |
| RBN9090               | HERO JR 65                | METEOR GREY                | 19 - 27.5                     | -    | 65   | 1,430                | SENSOR INSIDE                  |                        | POLYURTHANE       | POLYOLEFINE       |  |
| RBN5050               | HERO J4                   | METEOR GREY                | 22.5 - 26.5 (HALF SIZES ONLY) | -    | 50   | 1,090                | JUNIOR CELLULAR DESIGN         |                        | POLYOLEFINE       | POLYOLEFINE       |  |
| RBM5070               | COMP J4                   | BLACK                      | 22.5 - 26.5 (HALF SIZES ONLY) | -    | 50   | 1,200                | JUNIOR CELLULAR DESIGN         |                        | POLYURTHANE       | POLYOLEFINE       |  |
| RBN5100               | HERO J3                   | METEOR GREY                | 17.5 - 21.5 (HALF SIZES ONLY) | -    | 40   | 0,820                | JUNIOR CELLULAR DESIGN         |                        | POLYOLEFINE       | POLYOLEFINE       |  |
| RBM5120               | COMP J3                   | BLACK                      | 17.5 - 21.5 (HALF SIZES ONLY) | -    | 40   | 0,930                | JUNIOR CELLULAR DESIGN         |                        | POLYURTHANE       | POLYOLEFINE       |  |
| RBM6020               | COMP J1                   | BLACK                      | 15.5 - 22.5 (HALF SIZES ONLY) | -    | 30   | 0,540                |                                |                        | POLYPROPYLENE     | POLYOLEFINE       |  |

|                                       |                      | LINER              |               |                    |              |      |             |                            | RECYCLED MATERIALS |                  |                 |
|---------------------------------------|----------------------|--------------------|---------------|--------------------|--------------|------|-------------|----------------------------|--------------------|------------------|-----------------|
| ADJUSTMENTS                           | TECHNOLOGY 1         | TECHNOLOGY 2       | CUSTOMISATION | THERMAL INSULATION | STRAP        | BOA® | HEEL PIECES | GW MOUNTED HEEL&TOE PIECES | SIZE ADJUSTER      | % RECYCLED SHELL | % RECYCLED CUFF |
|                                       | WORLD CUP RACING FIT |                    |               |                    | CAM LOCK     |      |             |                            |                    |                  |                 |
|                                       | WORLD CUP RACING FIT |                    |               |                    | CAM LOCK     |      |             |                            |                    |                  |                 |
|                                       | WORLD CUP RACING FIT |                    |               |                    | CAM LOCK     |      |             |                            |                    |                  |                 |
|                                       | WORLD CUP RACING FIT |                    |               |                    | CAM LOCK     |      |             |                            |                    |                  |                 |
|                                       | WORLD CUP RACING FIT |                    |               |                    | CAM LOCK     |      |             |                            |                    |                  |                 |
|                                       | WORLD CUP RACING FIT |                    |               |                    |              |      |             |                            |                    |                  |                 |
| FLEX ADJUSTMENT                       |                      | ONE PIECE HEEL BOX | FULL CUSTOM   |                    | CAM LOCK     |      |             |                            |                    |                  |                 |
| FLEX ADJUSTMENT                       |                      | ONE PIECE HEEL BOX | FULL CUSTOM   |                    | CAM LOCK     |      |             |                            |                    |                  |                 |
| FLEX ADJUSTMENT                       |                      | ONE PIECE HEEL BOX | FULL CUSTOM   |                    |              |      |             |                            |                    |                  |                 |
| RACE CANTING - FLEX ADJUSTEMENT       |                      |                    | FULL CUSTOM   |                    |              |      |             |                            |                    |                  |                 |
| RACE CANTING - FLEX ADJUSTEMENT       |                      |                    | FULL CUSTOM   |                    |              |      |             |                            |                    |                  |                 |
| RACE CANTING - FLEX ADJUSTEMENT       |                      |                    | FULL CUSTOM   |                    |              |      |             |                            |                    |                  |                 |
|                                       |                      |                    |               |                    |              |      |             |                            |                    |                  |                 |
|                                       | WORLD CUP RACING FIT |                    |               |                    | CAM LOCK     |      |             |                            |                    |                  |                 |
| FLEX ADJUSTMENT                       |                      | ONE PIECE HEEL BOX | FULL CUSTOM   |                    |              |      |             |                            |                    |                  |                 |
| FORWARD LEAN - FLEX                   |                      |                    | FULL CUSTOM   | THINSULATE         |              |      |             | X                          |                    | 20%              |                 |
| FLEX - CANTING - TOOTH                |                      |                    | CUSTOM        | THINSULATE         |              |      |             |                            |                    |                  |                 |
|                                       |                      |                    |               |                    |              |      |             |                            |                    |                  |                 |
| FORWARD LEAN - FLEX - CANTING - TOOTH | PRE-SHAPED LINER     | SEAMLESS TOEBOX    | FULL CUSTOM   | THINSULATE         |              |      |             | X                          |                    | 20%              | 30%             |
| FORWARD LEAN - FLEX - CANTING - TOOTH | PRE-SHAPED LINER     |                    | FULL CUSTOM   | THINSULATE         |              |      |             | X                          |                    | 20%              | 30%             |
| FORWARD LEAN - FLEX - CANTING - TOOTH | PRE-SHAPED LINER     | SEAMLESS TOEBOX    | FULL CUSTOM   | THINSULATE         |              |      |             | X                          |                    |                  |                 |
| FORWARD LEAN - FLEX - CANTING - TOOTH |                      |                    | FULL CUSTOM   | THINSULATE         |              |      |             | X                          |                    | 20%              |                 |
| FLEX - CANTING - TOOTH                |                      |                    | CUSTOM        | THINSULATE         |              |      |             |                            |                    | 20%              |                 |
| FORWARD LEAN - FLEX - CANTING - TOOTH |                      | SEAMLESS TOEBOX    | FULL CUSTOM   | THINSULATE         |              |      |             | X                          |                    |                  | 30%             |
| FLEX - CANTING - TOOTH                |                      |                    | CUSTOM        | THINSULATE         |              |      |             |                            |                    |                  |                 |
| FLEX - TOOTH                          |                      |                    | CUSTOM        |                    |              |      |             | X                          |                    |                  |                 |
|                                       |                      |                    |               |                    |              |      |             |                            |                    |                  |                 |
| DOUBLE BUCKLE                         | PRE-SHAPED LINER     | SEAMLESS TOEBOX    | FULL CUSTOM   | THINSULATE         | DOUBLE STRAP |      |             | X                          |                    |                  |                 |
| DOUBLE BUCKLE                         | PRE-SHAPED LINER     | SEAMLESS TOEBOX    | FULL CUSTOM   | THINSULATE         |              |      |             | X                          |                    |                  |                 |
| DOUBLE BUCKLE                         | PRE-SHAPED LINER     |                    | FULL CUSTOM   | THINSULATE         |              |      |             | X                          |                    |                  |                 |
|                                       |                      |                    |               |                    |              |      |             |                            |                    |                  |                 |
| ENTRY/SKI/WALK MECHANISM              |                      |                    | FULL CUSTOM   | THINSULATE         |              |      |             |                            | X                  |                  |                 |
| ENTRY/SKI/WALK MECHANISM              | PRE-SHAPED LINER     | SEAMLESS TOEBOX    | FULL CUSTOM   | THINSULATE         | CAM LOCK     | BOA® |             | X                          | X                  |                  |                 |
| ENTRY/SKI/WALK MECHANISM              | PRE-SHAPED LINER     |                    | FULL CUSTOM   | THINSULATE         | DOUBLE STRAP | BOA® |             | X                          | X                  |                  |                 |
| ENTRY/SKI/WALK MECHANISM              |                      |                    | CUSTOM        |                    |              | BOA® |             | X                          | X                  |                  |                 |
| ENTRY/SKI/WALK MECHANISM              | PRE-SHAPED LINER     |                    | FULL CUSTOM   | THINSULATE         |              |      |             | X                          | X                  |                  |                 |
| ENTRY/SKI/WALK MECHANISM              |                      |                    | CUSTOM        |                    |              |      |             |                            | X                  |                  |                 |
|                                       |                      |                    |               |                    |              |      |             |                            |                    |                  |                 |
| FLEX - CANTING                        |                      |                    | FULL CUSTOM   | THINSULATE         |              |      |             | X                          |                    | 15%              | 30%             |
| FLEX - CANTING                        |                      |                    | FULL CUSTOM   |                    |              |      |             |                            |                    |                  |                 |
|                                       |                      |                    | CUSTOM        |                    |              |      |             |                            |                    |                  |                 |
|                                       |                      |                    | CUSTOM        |                    |              |      |             |                            |                    |                  |                 |
| HIKE MODE                             |                      |                    | FULL CUSTOM   |                    |              |      |             | X                          |                    |                  |                 |
| HIKE MODE                             |                      |                    | CUSTOM        |                    |              |      |             |                            |                    |                  |                 |
|                                       |                      |                    |               |                    |              |      |             |                            |                    |                  |                 |
|                                       |                      |                    |               |                    |              |      |             |                            |                    |                  |                 |
|                                       |                      |                    |               |                    |              |      |             |                            |                    |                  |                 |
|                                       |                      |                    |               |                    |              |      |             |                            |                    | 50%              |                 |
|                                       |                      |                    |               |                    |              |      |             |                            |                    |                  |                 |
|                                       |                      |                    |               |                    |              |      |             |                            |                    | 50%              |                 |
|                                       |                      |                    |               |                    |              |      |             |                            |                    |                  |                 |



|                             |                            |                   |                               |      |      |                     |                                |                                |               | STRUCTURE     |   |
|-----------------------------|----------------------------|-------------------|-------------------------------|------|------|---------------------|--------------------------------|--------------------------------|---------------|---------------|---|
| REFERENCE                   | MODEL                      | COLOR             | MSS SIZES                     | LAST | FLEX | WEIGHT<br>(1/2PAIR) | TECHNOLOGY 1                   | TECHNOLOGY 2                   | SHELLMATERIAL | CUFF MATERIAL | STRUCTURE                                     |
| WOMEN PISTE PURE            |                            |                   |                               |      |      |                     |                                |                                |               |               |   |
| RBN2250                     | PURE PRO 100 GW            | DEEP BLACK        | 22 -27,5                      | 100  | 100  | 1,705               | GENERATIVE DESIGN<br>STRUCTURE | DUAL CORE                      | POLYETHER     | POLYURETHANE  | WOMEN CUFF -<br>ASYMMETRICALDUALCORE          |
| RBN2270                     | PURE PRO 90 GW             | SNOW GREY         | 22 -27,5                      | 100  | 90   | 1,730               | GENERATIVE DESIGN<br>STRUCTURE | DUAL CORE                      | POLYURETHANE  | POLYURETHANE  | WOMEN CUFF -<br>ASYMMETRICALDUALCORE          |
| RBN2290                     | PURE PRO 80                | DEEP BLACK        | 22 -27,5                      | 100  | 80   | 1,720               | GENERATIVE DESIGN<br>STRUCTURE | DUAL CORE                      | POLYURETHANE  | POLYURETHANE  | WOMEN CUFF -<br>ASYMMETRICALDUALCORE          |
| RBN2330                     | PURE 80                    | WHITE             | 22 -27,5                      | 102  | 80   | 1,625               | GENERATIVE DESIGN<br>STRUCTURE | DUAL CORE                      | POLYURETHANE  | POLYOLEFINE   | WOMEN CUFF -<br>ASYMMETRICALDUALCORE          |
| RBN2350                     | PURE 70                    | BLACK             | 22 -27,5                      | 102  | 70   | 1,675               | GENERATIVE DESIGN<br>STRUCTURE | DUAL CORE                      | POLYURETHANE  | POLYOLEFINE   | WOMEN CUFF -<br>ASYMMETRICALDUALCORE          |
| WOMEN PISTE VIZION          |                            |                   |                               |      |      |                     |                                |                                |               |               |   |
| RBN7210                     | VIZION4BELITE90 WOMENGW    | WHITE             | 22 -27,5                      | 98   | 90   | 1,840               | STEP IN TECHNOLOGY             | DUAL CORE                      | POLYURETHANE  | POLYURETHANE  | WOMENCUFF-STEELSPINE<br>- BI-INJECTED SPOILER |
| RBN7270                     | VIZION 4B 80 WOMEN GW      | WHITE             | 22 -27,5                      | 102  | 80   | 1,740               | STEP IN TECHNOLOGY             | DUAL CORE                      | POLYURETHANE  | POLYOLEFINE   | WOMENCUFF-STEELSPINE<br>- BI-INJECTED SPOILER |
| WOMEN ALL MOUNTAIN ALLTRACK |                            |                   |                               |      |      |                     |                                |                                |               |               |   |
| RBO3200                     | ALLTRACK ELITE 110 LT W GW | PEACH/KHAKI       | 22X - 27X                     | 98   | 110  |                     | STEP IN TECHNOLOGY             | DUAL CORE - LOW<br>TECH INSERT | POLYETHER     | POLYOLEFINE   | WOMENCUFF-STEELSPINE<br>- BI-INJECTED SPOILER |
| RBO3270                     | ALLTRACK PRO 90 W GW       | BEIGE/VIOLET BLUE | 22X - 27X                     | 100  | 90   |                     | STEP IN TECHNOLOGY             | DUAL CORE                      | POLYURETHANE  | POLYOLEFINE   | WOMENCUFF-STEELSPINE<br>- BI-INJECTED SPOILER |
| RBO3300                     | ALLTRACK 90 W BOA GW       | KHAKI/PEACH       | 22X - 27X                     | 102  | 90   |                     | STEP IN TECHNOLOGY             | DUAL CORE                      | POLYURETHANE  | POLYOLEFINE   | WOMENCUFF-STEELSPINE<br>- BI-INJECTED SPOILER |
| RBO3310                     | ALLTRACK 80 W BOA GW       | BEIGE/TEAL        | 22X - 27X                     | 102  | 80   |                     | STEP IN TECHNOLOGY             | DUAL CORE                      | POLYURETHANE  | POLYOLEFINE   | WOMENCUFF-STEELSPINE<br>- BI-INJECTED SPOILER |
| RBO3330                     | ALLTRACK 80 W GW           | RED BEIGE/MOKA    | 22X - 27X                     | 102  | 80   |                     | STEP IN TECHNOLOGY             | DUAL CORE                      | POLYURETHANE  | POLYOLEFINE   | WOMENCUFF-STEELSPINE<br>- BI-INJECTED SPOILER |
| RBO3350                     | ALLTRACK 70 W              | BEIGE/VIOLET BLUE | 22X - 27X                     | 102  | 70   |                     | STEP IN TECHNOLOGY             | DUAL CORE                      | POLYOLEFINE   | POLYOLEFINE   | WOMENCUFF-STEELSPINE<br>- BI-INJECTED SPOILER |
| WOMEN 104 mm                |                            |                   |                               |      |      |                     |                                |                                |               |               |   |
| RBM4250                     | TRACK 70 WOMEN             | CLOUD GREY        | 22,5 -27,5 (HALF SIZES ONLY)  | 104  | 70   | 1,600               | SENSOR MATRIX                  | BI-INJECTEDEDENTRY             | POLYOLEFINE   | POLYOLEFINE   | WOMEN CUFF                                    |
| RBN8230                     | PURE COMFORT 60            | WHITE GREY        | 22,5 -27,5 (HALF SIZES ONLY)  | 104  | 60   | 1,450               | SENSOR MATRIX                  | BI-INJECTEDEDENTRY             | POLYOLEFINE   | POLYOLEFINE   | WOMEN CUFF                                    |
| RBN8250                     | PURE COMFORT 60            | BLACK             | 22,5 -27,5 (HALF SIZES ONLY)  | 104  | 60   | 1,450               | SENSOR MATRIX                  | BI-INJECTEDEDENTRY             | POLYOLEFINE   | POLYOLEFINE   | WOMEN CUFF                                    |
| RBO8350                     | KELIA 50                   | BLACK/WHITE       | 22,5 -27,5 (HALF SIZES ONLY)  | 104  | 50   | 1,480               | SENSOR MATRIX                  | BI-INJECTEDEDENTRY             | POLYOLEFINE   | POLYOLEFINE   | LOWCUFF (SIZES22-25,5)                        |
| GIRL                        |                            |                   |                               |      |      |                     |                                |                                |               |               |   |
| RBM5080                     | COMP J4                    | WHITE             | 22,5 - 26,5 (HALF SIZES ONLY) | -    | 50   | 1,090               | JUNIOR CELLULAR<br>DESIGN      |                                | POLYOLEFINE   | POLYOLEFINE   |   |
| RBM5130                     | COMP J3                    | WHITE             | 17,5 - 21,5 (HALF SIZES ONLY) | -    | 40   | 0,930               | JUNIOR CELLULAR<br>DESIGN      |                                | POLYOLEFINE   | POLYOLEFINE   |   |
| RBM6030                     | COMP J1                    | WHITE             | 15,5 - 22,5 (HALF SIZES ONLY) | -    | 30   | 0,540               |                                |                                | POLYPROPYLENE | POLYOLEFINE   |   |

|                             |                  | LINER          |               |                    |             |      |             |                           |              | RECYCLED MATERIALS |                |
|-----------------------------|------------------|----------------|---------------|--------------------|-------------|------|-------------|---------------------------|--------------|--------------------|----------------|
| ADJUSTMENTS                 | TECHNOLOGY 1     | TECHNOLOGY 2   | CUSTOMISATION | THERMAL INSULATION | STRAP       | BOA® | HEEL PIECES | GW MOUNTED HEEL&TOEPIECES | SIZEADJUSTER | %RECYCLED SHELL    | %RECYCLED CUFF |
|                             |                  |                |               |                    |             |      |             |                           |              |                    |                |
| FLEX - CANTING - TOOTH      |                  | SEAMLESSTOEBOX | FULL CUSTOM   | MERINOWOOL         | DOUBLESTRAP |      |             | X                         |              |                    |                |
| FLEX - CANTING - TOOTH      |                  | SEAMLESSTOEBOX | FULL CUSTOM   | MERINOWOOL         | DOUBLESTRAP |      |             | X                         |              |                    |                |
| FLEX - CANTING - TOOTH      |                  |                | FULL CUSTOM   | MERINOWOOL         |             |      |             |                           |              |                    |                |
| FLEX - CANTING - TOOTH      |                  |                | CUSTOM        | WINTHERM           |             |      |             |                           |              |                    |                |
| FLEX - CANTING - TOOTH      |                  |                | CUSTOM        | WINTHERM           |             |      |             |                           |              | 20%                |                |
|                             |                  |                |               |                    |             |      |             |                           |              |                    |                |
| DOUBLE BUCKLE               | PRE-SHAPED LINER | SEAMLESSTOEBOX | FULL CUSTOM   | MERINOWOOL         | DOUBLESTRAP |      |             | X                         |              |                    |                |
| DOUBLE BUCKLE               | PRE-SHAPED LINER |                | FULL CUSTOM   | MERINOWOOL         |             |      |             | X                         |              |                    |                |
|                             |                  |                |               |                    |             |      |             |                           |              |                    |                |
| ENTRY/SKI/WALK MECHANISM    | PRE-SHAPED LINER | SEAMLESSTOEBOX | FULL CUSTOM   | THINSULATE         | DOUBLESTRAP |      |             | X                         | X            |                    |                |
| ENTRY/SKI/WALK MECHANISM    | PRE-SHAPED LINER |                | FULL CUSTOM   | THINSULATE         |             |      |             | X                         | X            |                    |                |
| ENTRY/SKI/WALK MECHANISM    | PRE-SHAPED LINER |                | FULL CUSTOM   | THINSULATE         |             | BOA® |             | X                         | X            |                    |                |
| ENTRY/SKI/WALK MECHANISM    |                  |                | FULL CUSTOM   | THINSULATE         |             | BOA® |             | X                         | X            |                    |                |
| ENTRY/SKI/WALK MECHANISM    |                  |                | FULL CUSTOM   | THINSULATE         |             |      |             | X                         | X            |                    |                |
| ENTRY/SKI/WALK MECHANISM    |                  |                | CUSTOM        |                    |             |      |             |                           | X            |                    |                |
|                             |                  |                |               |                    |             |      |             |                           |              |                    |                |
| HIKE MODE                   |                  |                | CUSTOM        | POLAR              |             |      |             |                           |              |                    |                |
|                             |                  |                | CUSTOM        | POLAR              |             |      |             |                           |              |                    |                |
|                             |                  |                | CUSTOM        | POLAR              |             |      |             |                           |              |                    |                |
|                             |                  |                | CUSTOM        | POLAR              |             |      |             |                           |              |                    |                |
|                             |                  |                |               |                    |             |      |             |                           |              |                    |                |
| RACECANTING-FLEXADJUSTEMENT |                  |                | FULL CUSTOM   |                    |             |      |             |                           |              |                    |                |
| RACECANTING-FLEXADJUSTEMENT |                  |                | FULL CUSTOM   |                    |             |      |             |                           |              |                    |                |
| RACECANTING-FLEXADJUSTEMENT |                  |                | FULL CUSTOM   |                    |             |      |             |                           |              |                    |                |





# ROSSIGNOL WOMEN

スキーの歴史には、常識を覆し、  
比類なき記録を打ち立て、世界中のスキーマーに  
インスピレーションを与えてきた  
伝説的な女性たちがたくさんいる。  
ロシニョールは、女性スキーの精神と成功に生得的に  
結びついたブランドとして、長い間こうした  
ストーリーの中心に立ってきた。  
テッサ・ウォーリー、フェデリカ・プリニョーネ、  
ペトラ・ヴォルヴァは、ロシニョールとともに  
スキーと歴史を変えたヒーロー。

ロシニョールのスキーマーは、1世紀以上にわたって  
女性リーダーたちの揺るぎないパートナーであり続け、  
あらゆる滑りに信頼性を提供してきた。  
彼女たちのニーズを深く技術的に理解することで、  
ロシニョールのスキーマーは直感的で自然な滑りを  
可能にし、比類のない予測可能性と精度で  
スキーマーの意図を映し出す。



## THE WOMEN PRODUCTS TEAM

レディース・コレクションは女性チームによって開発され、彼女たちは女性のニーズとユーザーへの伝え方を完璧に理解している。

世界中の女性のニーズと願望に合わせて調整された  
スキーマー、ブーツは、彼女たちの潜在能力を最大限に引き出し、  
最高のパフォーマンスを発揮し、  
オンピステ、オフピステでも喜びの瞬間をもたらす。

## OUR MANTRA

単なる製品を提供するということではない。  
ロシニョールのレガシー、チャンピオンたちのストーリーを共有し、  
すべての女性スキーマーの願望を尊重し、  
向上させるブランドとして自信を提案する。

私たちは、フィット感、技術、グラフィズム、素材、色を特に重要視し、  
女性を安心させ、自信と欲望を生み出す。





# ARCADE WOMEN

100% EVERY TURN

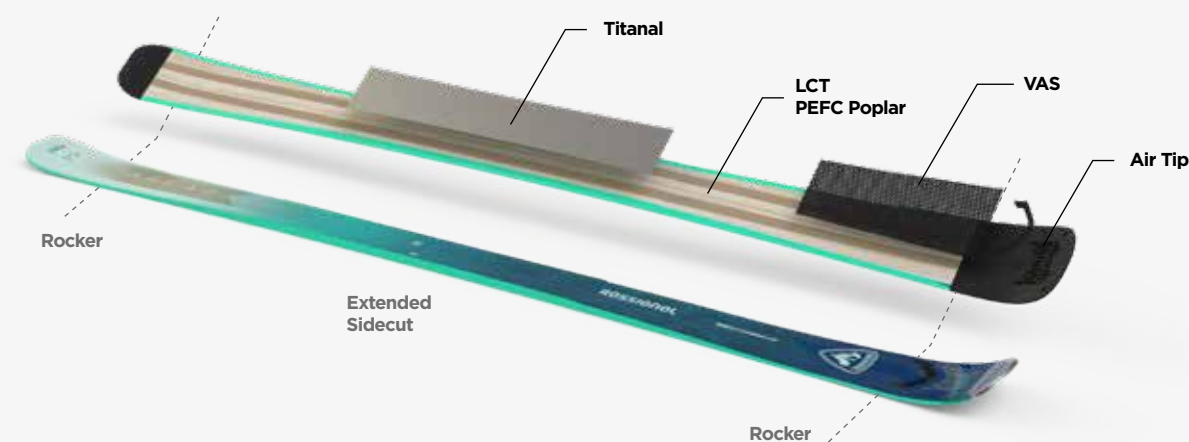
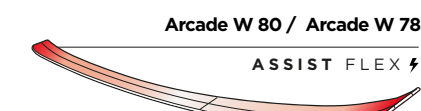
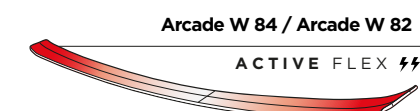
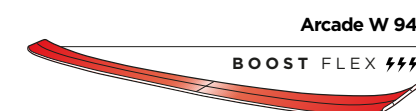
## ALL MOUNTAIN REBORN

新しいArcade Womenスキーは、あらゆる地形での多用途性とパフォーマンスを求める情熱的な女性スキーヤーのために特別にデザインされた。ロシニョールの最高のテクノロジーに加え、ワイドプラットフォームとショートラディウスという革新的なコンセプトを組み合わせたこのスキーは、あらゆる雪質であらゆるターンを楽しむことができる。卓越した安定性、操作性、反応性、それらが楽しさを引き出し、あらゆる雪質で自信を持って滑ることができる。



DISCOVER THE ARCADE VIDEO !

### THE RIGHT FLEX FOR EVERY WOMEN SKIER PROFILE



トップとテールを軽量化し、高い操作性とターンコントロールを発揮



あらゆる斜面でスムーズな雪面コンタクトを実現



振動を吸収し、理想的な滑走ラインを生み出す



あらゆる斜面への対応力



滑らかなカービング

WOMEN ALL MOUNTAIN  
ARCADE W

WOMEN ALL MOUNTAIN  
ARCADE W



Pale yellow & grey

NEW

RAOFX03 ARCADE W 94 OPEN

| Sidecuts   | Radius | Sizes | Weight* |
|------------|--------|-------|---------|
| 138-94-127 | 10 m   | 154   | 3,6     |
| 138-94-127 | 12 m   | 162   | 3,8     |
| 138-94-127 | 14 m   | 170   | 4       |
| 138-94-127 | 16 m   | 178   | 4,2     |



Aqua & blue

NEW

RAOFV02 ARCADE W 84 KONECT

|         |                                |
|---------|--------------------------------|
| FCOCN06 | NX 12 KONECT GW B90 AQUA BLACK |
|---------|--------------------------------|

| Sidecuts   | Radius | Sizes | Weight* |
|------------|--------|-------|---------|
| 132-84-120 | 10 m   | 146   | 2,5     |
| 132-84-120 | 12 m   | 152   | 3,1     |
| 132-84-120 | 13 m   | 160   | 3,3     |
| 132-84-120 | 14 m   | 168   | 3,5     |
| 132-84-120 | 15 m   | 176   | 3,7     |



White & almond

NEW

RAOFY04 ARCADE W 82 XPRESS

|         |                                 |
|---------|---------------------------------|
| FCODW03 | XPRESS W 11 GW B83 WHITE ALMOND |
|---------|---------------------------------|

| Sidecuts   | Radius | Sizes | Weight* |
|------------|--------|-------|---------|
| 132-82-120 | 10 m   | 144   | 2,8     |
| 132-82-120 | 11 m   | 152   | 3       |
| 132-82-120 | 12 m   | 160   | 3,2     |
| 132-82-120 | 13 m   | 168   | 3,4     |
| 132-82-120 | 14 m   | 176   | 3,6     |



Pastel pink & burgundy

NEW

RAOFZ05 ARCADE W 80 XPRESS

|         |                                |
|---------|--------------------------------|
| FCNDW07 | XPRESS W 10 GW B83 SHINY BLACK |
|---------|--------------------------------|

| Sidecuts   | Radius | Sizes | Weight* |
|------------|--------|-------|---------|
| 130-80-118 | 8 m    | 134   | 2,8     |
| 130-80-118 | 9 m    | 142   | 2,9     |
| 130-80-118 | 10 m   | 150   | 3       |
| 130-80-118 | 11 m   | 158   | 3,1     |
| 130-80-118 | 12 m   | 166   | 3,2     |



Ice blue & light blue

NEW

RAOFZ06 ARCADE W 78 XPRESS

|         |                                  |
|---------|----------------------------------|
| FCNDW04 | XPRESS W 10 GW B83 WHITE SPARKLE |
|---------|----------------------------------|

| Sidecuts   | Radius | Sizes | Weight* |
|------------|--------|-------|---------|
| 129-78-117 | 8 m    | 132   | 2,8     |
| 129-78-117 | 9 m    | 140   | 2,9     |
| 129-78-117 | 10 m   | 148   | 3       |
| 129-78-117 | 11 m   | 156   | 3,1     |
| 129-78-117 | 12 m   | 164   | 3,2     |



BIO SOURCED RESIN  
FOR ARCADE W 94 / ARCADE W 84



WOOD CORE  
FOR ARCADE W 94 / ARCADE W 82/ ARCADE W 80 / ARCADE W 78

\* Weight kg/pair without bindings

\* Weight kg/pair without bindings





# NOVA

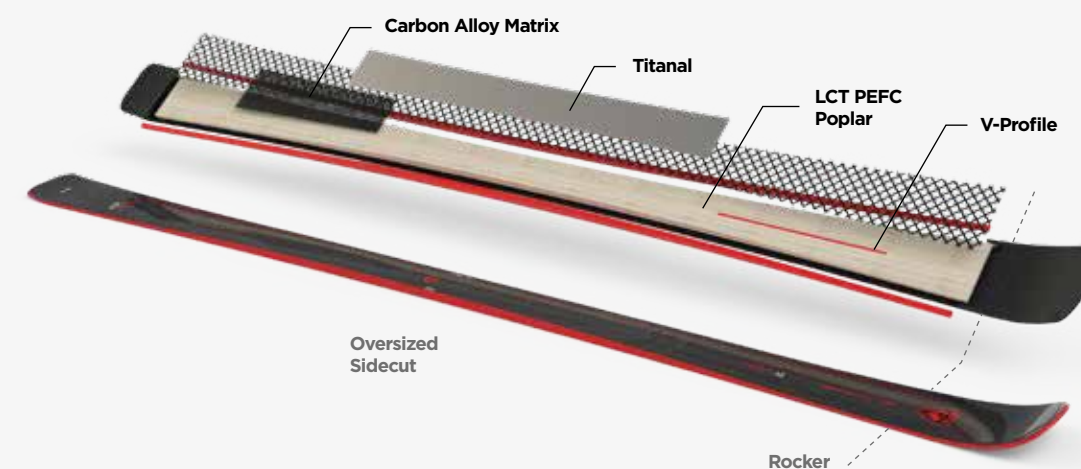
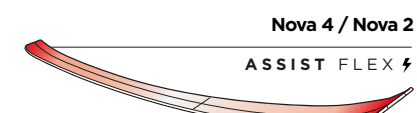
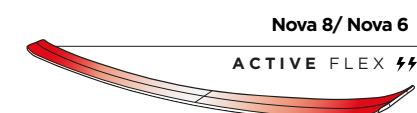
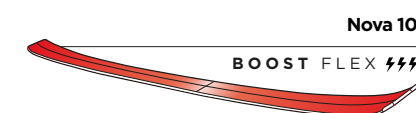
TURN CONFIDENTLY

## HIGH PERFORMANCE CARVING SKI

NOVAシリーズはレディーススキーに統合された3種類のフレックスプロファイルにより、それぞれのスキヤーのレベルに適したフレックスタイプを提供。自身の滑りに応じてフレックスタイプの選択が可能。



### THE RIGHT FLEX FOR EVERY WOMEN SKIER PROFILE



スキー全体に安定感を  
生み出す



整地での正確性



カービングパワー

WOMEN PISTE

NOVA



| RANPS02 NOVA 10 (XPRESS) |                                       | CARRY OVER |        |       |         |
|--------------------------|---------------------------------------|------------|--------|-------|---------|
|                          |                                       | Sidecuts   | Radius | Sizes | Weight* |
|                          | FCNDW09 XPRESS W 11 GW B83 BLACK GOLD | 130-75-112 | 11 m   | 156   | 3,1     |
|                          |                                       | 130-75-112 | 12 m   | 163   | 3,2     |
|                          |                                       | 130-75-112 | 13 m   | 169   | 3,4     |



| RANPX02 NOVA 8 (XPRESS) |         | CARRY OVER                     |            |        |       |         |
|-------------------------|---------|--------------------------------|------------|--------|-------|---------|
|                         | FCNDW10 | XPRESS W 11 GW B83 GREY BRONZE | Sidecuts   | Radius | Sizes | Weight* |
|                         |         |                                | 128-75-111 | 9 m    | 142   | 2,9     |
|                         |         |                                | 128-75-111 | 10 m   | 149   | 3       |
|                         |         |                                | 128-75-111 | 11 m   | 156   | 3,1     |
|                         |         |                                | 128-75-111 | 12 m   | 163   | 3,2     |
|                         |         |                                |            |        |       |         |



|         |                 | FACE LIFT                        |            |        |       |         |
|---------|-----------------|----------------------------------|------------|--------|-------|---------|
| RAOPX03 | NOVA 6 (XPRESS) |                                  |            |        |       |         |
|         | FCNDW03         | XPRESS W 11 GW B83 WHITE SPARKLE | Sidecuts   | Radius | Sizes | Weight* |
|         |                 |                                  | 128-75-111 | 9 m    | 142   | 2,9     |
|         |                 |                                  | 128-75-111 | 10 m   | 149   | 3       |
|         |                 |                                  | 128-75-111 | 11 m   | 156   | 3,1     |
|         |                 |                                  | 128-75-111 | 12 m   | 163   | 3,2     |

WOMEN PISTE

NOVA



|         |                 |                                | FACE LIFT  |        |       |         |
|---------|-----------------|--------------------------------|------------|--------|-------|---------|
| RAOPV03 | NOVA 4 (XPRESS) |                                |            |        |       |         |
|         | FCNDW07         | XPRESS W 10 GW B83 SHINY BLACK | Sidecuts   | Radius | Sizes | Weight* |
|         |                 |                                | 126-74-111 | 10 m   | 138   | 2,8     |
|         |                 |                                | 126-74-111 | 11 m   | 146   | 2,9     |
|         |                 |                                | 126-74-111 | 12 m   | 154   | 3       |
|         |                 |                                | 126-74-111 | 13 m   | 162   | 3,1     |



|         |                 | CARRY OVER                       |            |        |       |         |
|---------|-----------------|----------------------------------|------------|--------|-------|---------|
| RANPV01 | NOVA 2 (XPRESS) |                                  |            |        |       |         |
|         | FCNDW04         | XPRESS W 10 GW B83 WHITE SPARKLE | Sidecuts   | Radius | Sizes | Weight* |
|         |                 |                                  | 126-74-111 | 10 m   | 138   | 2,8     |
|         |                 |                                  | 126-74-111 | 11 m   | 146   | 2,9     |
|         |                 |                                  | 126-74-111 | 12 m   | 154   | 3       |
|         |                 |                                  | 126-74-111 | 13 m   | 162   | 3,1     |



WOOD CORE  
FOR NOVA 10 / NOVA 8 / NOVA 6 / NOVA 4 / NOVA 2

\* Weight kg/pair without bindings

\* Weight kg/pair without bindings



# RALLYBIRD

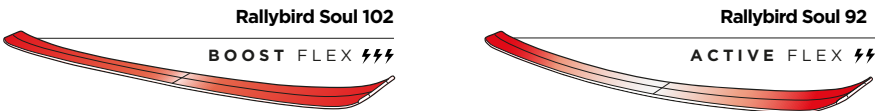
TURN WILD

## DO IT ALL FREERIDE

サーフィン気分を実現するフリーライドソリューション。広大なゲレンデからツリーランまで、すべてを網羅。雪質の変化にも臆することなく快適で浮力はもちろん、足下がソリッドでエッジホールドをサポート。新たな世界を発見、体感できる。



### THE RIGHT FLEX FOR EVERY WOMEN SKIER PROFILE



RANMR03 RALLYBIRD SOUL 102 (OPEN)



| Sidecuts    | Radius | Sizes | Weight* |
|-------------|--------|-------|---------|
| 135-100-125 | 13 m   | 150   | 3,3     |
| 135-100-125 | 14 m   | 156   | 3,5     |
| 135-101-125 | 15 m   | 164   | 3,7     |
| 135-102-125 | 16 m   | 172   | 3,9     |

CARRY OVER




RANMN02 RALLYBIRD SOUL 92 (OPEN)



| Sidecuts   | Radius | Sizes | Weight* |
|------------|--------|-------|---------|
| 122-90-112 | 11 m   | 146   | 2,5     |
| 122-91-112 | 14 m   | 156   | 2,7     |
| 122-92-112 | 16 m   | 166   | 2,8     |

CARRY OVER



トップとテールを軽量化し、高い操作性とターンコントロールを発揮



振動を吸収し、理想的な滑走ラインを生み出す



TWIN ROCKER  
スミア&グリップ



PROGRESSIVE SIDECUT  
様々な斜面で容易なカービング

# WOMEN SKI BOOTS

ロシニョール・ウーマンのカテゴリーはいち早く女性の為の製品に着目し、ユーザーに浸透してきた。

- 女性のためにデザインされ、開発された製品。
- 専門用語は使わず、誰もが理解できるシンプルな提案をする。
- 保温性など、女性にとって魅力的なものの開発し提供する。
- デザインや仕上げ、素材や色のチョイスは、トレンドを作り、女性の目を引く商品を提案。その目的は、信頼と欲求を刺激する特別な絆を築くこと。

# ALLTRACK

STEP IN, TURN IT ON, RIDE EVERYWHERE

STEP INテクノロジーをALLTRACKシリーズに導入。多くの女性スキーヤーがブーツを簡単に履くことができる。カラーバリエーションを多く取り入れたラインナップ。





# WOMEN ALL MOUNTAIN

ALLTRACK



**RBO3200**

**ALLTRACK ELITE 110 WOMEN LT GW**

|             |                  |
|-------------|------------------|
| Peach/Khaki | Flex : 110       |
| Last : 98   | Sizes: 22X - 27X |

**NEW**

FULL CUSTOM LINER Thinsulate GRIP WALK



**RBO3270**

**ALLTRACK PRO 90 WOMEN GW**

|                   |                  |
|-------------------|------------------|
| Beige/Violet Blue | Flex : 90        |
| Last : 100        | Sizes: 22X - 27X |

**NEW**

FULL CUSTOM LINER Thinsulate GRIP WALK

# WOMEN ALL MOUNTAIN

ALLTRACK



**RBO3300**

**ALLTRACK 90 WOMEN BOA® GW**

|             |                  |
|-------------|------------------|
| Khaki/Peach | Flex : 90        |
| Last : 102  | Sizes: 22X - 27X |

**NEW**

BOA FULL CUSTOM LINER Thinsulate GRIP WALK



**RBO3310**

**ALLTRACK 80 WOMEN BOA® GW**

|            |                  |
|------------|------------------|
| Beige/Teal | Flex : 80        |
| Last : 102 | Sizes: 22X - 27X |

**NEW**

BOA FULL CUSTOM LINER Thinsulate GRIP WALK



**RBO3330**

**ALLTRACK 80 WOMEN GW**

|                |                  |
|----------------|------------------|
| Red Beige/Moka | Flex : 80        |
| Last : 102     | Sizes: 22X - 27X |

**NEW**

FULL CUSTOM LINER Thinsulate GRIP WALK



**RBO3350**

**ALLTRACK 70 WOMEN**

|                   |                  |
|-------------------|------------------|
| Beige/Violet Blue | Flex : 70        |
| Last : 102        | Sizes: 22X - 27X |

**NEW**

CUSTOM LINER Thinsulate

## TECHNOLOGIES

### DEDICATED WOMEN'S CUFF

ユニセックスモデルに比べ、カフを低く設計。ふくらはぎの形に合わせたチューリップカフが、圧迫感のないフィット感を生む。足入れも簡単に可能。



**BOA®**  
ALLTRACKに搭載したBOA®フィット・システムは、アルペンスキーに特化して設計されており、マイクロアジャスト可能な多方向からの精密なフィットで足を均一に包み込み、プレッシャーポイントを減らしながら、優れたヒールホールドとエッジ・トゥ・エッジ・コントロールを実現する。



# VIZION

TURN INTO THE FUTURE

女性にインパクトを与えるホワイトコレクション。  
真っ白の中にピンポイントカラーで彩ります。  
女性専用設計で履きやすく、快適でストレスフリーな一足。



# WOMEN PISTE

VIZION



98  
mm



CARRY OVER

RBN7210  
**VIZION 4B ELITE 90  
WOMEN GW**  
White  
**Last :** 98  
**Flex :** 90  
**Sizes :** 22 - 27,5

FULL CUSTOM LINER MERINO WOOL GRIP



102  
mm



CARRY OVER

RBN7270  
**VIZION 4B 80 WOMEN GW**  
White  
**Last :** 102  
**Flex :** 80  
**Sizes :** 22 - 27,5

FULL CUSTOM LINER MERINO WOOL GRIP



PURE

3種類のラスト、100～60までのフレックスパターン。  
あらゆる女性のニーズに合わせたラインナップ。



100 mm

CARRY OVER  
RBN2250  
PURE PRO 100 GW  
Deep Black  
Last : 100  
Flex : 100  
Sizes : 22 - 27,5

FULL CUSTOM LINER  
MERINO WOOL  
GRIP WALK



100 mm

CARRY OVER  
RBN2270  
PURE PRO 90 GW  
Snow Grey  
Last : 100  
Flex : 90  
Sizes : 22 - 27,5

FULL CUSTOM LINER  
MERINO WOOL  
GRIP WALK



100 mm

CARRY OVER  
RBN2290  
PURE PRO 80  
Metal Black  
Last : 100  
Flex : 80  
Sizes : 22 - 27,5

FULL CUSTOM LINER  
MERINO WOOL



102 mm

CARRY OVER  
RBN2330  
PURE 80  
White  
Last : 102  
Flex : 80  
Sizes : 22 - 27,5

CUSTOM LINER  
WinTherm



102 mm

CARRY OVER  
RBN2350  
PURE 70  
Black  
Last : 102  
Flex : 70  
Sizes : 22 - 27,5

CUSTOM LINER  
WinTherm



WOMEN 104 mm



104 mm

CARRY OVER  
RBM4250  
TRACK 70 WOMEN  
Cloud Grey  
Last : 104  
Flex : 70  
Sizes : 22,5 - 27,5 (FULL SIZES)

CUSTOM LINER  
POLAR



104 mm

CARRY OVER  
RBN8250  
PURE COMFORT 60  
Black  
Last : 104  
Flex : 60  
Sizes : 22,5 - 27,5 (FULL SIZES)

CUSTOM LINER  
POLAR



104 mm

CARRY OVER  
RBN8230  
PURE COMFORT 60  
White Grey  
Last : 104  
Flex : 60  
Sizes : 22,5 - 27,5 (FULL SIZES)

CUSTOM LINER  
POLAR



104 mm

NEW  
RBO8350  
KELIA 50  
Black/White  
Last : 104  
Flex : 50  
Sizes : 22,5 - 27,5 (FULL SIZES)

CUSTOM LINER  
POLAR

# LINERS TECHNOLOGY

全ラインナップに、レディース専用設計のインナーブーツを採用。  
「足を入れたくなる」というシンプルな目的を念頭にデザインされている。

- ・ふくらはぎの形に合わせ、低めに設計
- ・簡単に足入れができるオープンカフ設計
- ・カフ部分に柔軟性の高い素材を使用し、ふくらはぎ周りの違和感を解消
- ・裏地に柔らかい素材を使用し、暖かく快適

## HOW DO YOU CHOOSE YOUR FIT?

自身にフィットするブーツを選びやすくするため、フィット感を4つのカテゴリーに分類。個々の足型に合わせて適切なサポートを提供。

### skinny fit

最もタイトなフィット感。  
敏感なスキー操作を求める方に最適。  
足の細い方にもぴったりフィット。  
**Last 98 mm**

98 mm

### slim fit

パフォーマンス寄りのフィット感。  
快適さの中にも高い安定性を求める方におすすめ。  
**Last 100 mm**

100 mm

### regular fit

パフォーマンス性と快適さのバランスが取れたフィット感。  
満足する方の多いクラシックなフィット感。  
**Last 102 mm**

102 mm

### relax fit

最もゆったりとしたフィット感。  
初心者や足幅の広い方におすすめ。快適さではトップクラス。  
**Last 104 mm**

104 mm

## THERMAL INSULATION

メリノウール、WINTHERM®、THINSULATE STRETCH®を一部のブーツに採用。  
インナーブーツに優れた断熱性をもたらし、快適なスキーライフを提供する。

### THE LINERS HAVE EITHER:



**1. TOTAL THERMAL INSULATION:**  
インナーの下部全体の保温性を高める。



**2. FOREFOOT THERMAL INSULATION:**  
インナーのトゥ部分の保温性を高める。



### MERINO WOOL

保温性、通気性、抗菌速乾に優れ、暖かく快適に足をホールドする。



### WINTHERM

トゥ部分で優れた断熱効果を発揮。  
微細な穴が開いたアルミシートと、ポーラーフリースで構成された素材。



### THINSULATE® STRETCH

弾力性のある繊維。  
保温性を高めつつ、足を優しく繊細に包み込む。



### PRIMALOFT

スキーウェアに使用されているプリマロフト®を、インナーブーツに採用。  
非常に軽いリサイクル素材で、断熱効果とスキーの操作性を大きく高める。

# SHELLS

シェルはユニセックスブーツと同じものを使用。  
ラスト、フィット感、パフォーマンスにおいてすべての機能が共通。



## GENERATIVE DESIGN STRUCTURE + DUAL CORE

ロシニョール独自開発のシェルデザイン。シェルの下部とヒール部分の剛性向上、および軽量化を実現。  
デュアルコアテクノロジーと組み合わせ、最高のパフォーマンスを引き出す。



## CUFFS

ユニセックスモデルに比べ、カフを低く設計。ふくらはぎの形に合わせたチューリップカフが、圧迫感のないフィット感を生む。  
足入れも簡単に可能。

## PERSONNALISATION

カフとシェルの接続部にあるネジの位置を変えることで、ブーツフレックスを±5°の範囲で調整可能。



# CUSTOMISATION

インナーブーツに熱をかけることで個々の足型に成型が可能。2種類のカスタマイズタイプを用意。

【カスタマイズタイプ】

**FULL CUSTOM:** 内部、外部パッド、タングすべて可能

**CUSTOM:** 内部パッドのみ可能



## LINER 5-ZONE FULL CUSTOM

足首周り、当たりやすい箇所(第一、第五中足骨、舟状骨)、計5ヶ所の部分で高精度な熱成型が可能。



## SEAMLESS TOE BOX

インナーのトゥ部分をシームレスにすることで、インナー内部の熱を逃がさず持続させる。  
断熱効率が高まり快適。

## DOUBLE STRAP

両手で両側から締めることで、ふくらはぎ周りのフィット感を大幅に向上。  
より直感的に使いやすくなっている。





# HELMETS



## RACE



**HERO GIANT CARBON 2.0 FIS**  
**Sizes :** XS-S-M-L-XL  
**Weight :** 530g  
**Certification :** FIS & CE EN1077 & ASTM 2040  
**Earpads :** 3D Shape  
**Outer shell :** Hardshell Carbon

RKNHR01



**HERO GIANT IMPACTS FIS WITH CHINGUARD**  
**Sizes :** 54-56-58-60-61  
**Weight :** 580g  
**Certification :** FIS, CE EN1077 & ASTM 2040  
**Earpads :** 3D Shape  
**Outer shell :** Hardshell ABS  
**Liner :** EPP  
**Padding :** Washable  
**Chinguard :** Included

RKLH102 - BLACK



RKLC100 - BLACK

**HERO CHINGUARD GREEN LIGHT**  
**Sizes :** TU  
**Weight :** 60g  
Compatible with HERO SLALOM, HERO GIANT & HERO KIDS



RKLH101 - WHITE



RKLH103 - RED

**HERO GIANT IMPACTS FIS**  
**Sizes :** 54-56-58-60-61  
**Weight :** 580g  
**Certification :** FIS, CE EN1077 & ASTM 2040  
**Earpads :** 3D Shape  
**Outer shell :** Hardshell ABS  
**Liner :** EPP  
**Padding :** Washable  
**Chinguard :** Compatible



RKLH105 - BLACK



RKLH106 - WHITE

**HERO SLALOM IMPACTS WITH CHINGUARD**  
**Sizes :** S/M (52-55) - M/L (55-59) - L/XL (59-63)  
**Weight :** 490g  
**Certification :** CE EN1077 & ASTM 2040  
**Earpads :** 3D Shape  
**Outer shell :** Hardshell ABS  
**Liner :** EPP  
**Fit system :** R-Fit System  
**Ventilation :** Permanent  
**Chinguard :** Included



ESCAPER IMPACTS HELMET

ロシニョールは、あなたが行きたいところへ行くための新しいヘルメット ESCAPERをデザイン。  
軽量でスキーとハイクの両方に対応するトリプルスタンダード規格。  
このヘルメットは、自分の冒険を発見するためのヘッドギア。



IMPACTS SHIELD TECHNOLOGY



ESCAPER - ALTA - TEMPLAR



GREY  
RKNHP01

ESCAPER IMPACTS

|  |                                       |
|--|---------------------------------------|
| <b>Sizes :</b> S/M (54-56) - M/L (57-59)                 | <b>Liner :</b> EPP                    |
| <b>Weight :</b> 440g                                     | <b>Padding :</b> Removable & Washable |
| <b>Certification :</b> CE EN1077, ASTM 2040 & CE-EN12492 | <b>Fit system :</b> 360° Fit System   |
| <b>Earpads :</b> Removable                               | <b>Ventilation :</b> Permanent        |
| <b>Outer shell :</b> Glued on PC                         | <b>Buckle :</b> Fidlock               |



BLACK  
RKMHH01  
S/M - M/L - L/XL



GREEN FOREST  
RKMHH03  
M/L - L/XL



STRATO  
RKMHH04  
S/M - M/L - L/XL



BLACK  
RKOHC01



GREY  
RKOHC02

TEMPLAR IMPACTS

NEW COLOR

|  |                                  |
|--|----------------------------------|
| <b>Sizes :</b> M/L (55-59) - L/XL (59-63)    | <b>Liner :</b> EPP               |
| <b>Weight :</b> 580g                         | <b>Fit system :</b> R-Fit System |
| <b>Certification :</b> CE EN1077 & ASTM 2040 | <b>Ventilation :</b> Adjustable  |
| <b>Outer shell :</b> ABS                     |                                  |



FIT



BLACK  
RKNHF01  
S/M - M/L - L/XL



RED  
RKNHF03  
M/L - L/XL

FIT IMPACTS

|   |                                  |
|---|----------------------------------|
| <b>Sizes</b> : S/M (51-55) - M/L (55-59) - L/XL (59-61) | <b>Liner</b> : EPP               |
| <b>Weight</b> : 400g                                    | <b>Fit system</b> : R-Fit System |
| <b>Certification</b> : CE EN1077 & ASTM 2040            | <b>Ventilation</b> : Permanent   |
| <b>Outer shell</b> : Glued On                           |                                  |

ALTA - TEMPLAR - FIT W



WHITE  
RKMHH02



WHITE  
RKOHC05



BLACK  
RKOHC04

ALTA IMPACTS

|  |                                  |
|--|----------------------------------|
| <b>Sizes</b> : S/M (51-55) - M/L (55-59) | <b>Outer shell</b> : In-mold PC  |
| <b>Weight</b> : 460g                     | <b>Liner</b> : EPP               |
| <b>Certification</b> : CE EN1077         | <b>Fit system</b> : R-Fit System |
| <b>Earpads</b> : 3D Shape                | <b>Ventilation</b> : Adjustable  |

TEMPLAR IMPACTS W

|  |                                  |
|--|----------------------------------|
| <b>Sizes</b> : S/M (51-55) - M/L (55-59)     | <b>Liner</b> : EPP               |
| <b>Weight</b> : 580g                         | <b>Fit system</b> : R-Fit System |
| <b>Certification</b> : CE EN1077 & ASTM 2040 | <b>Ventilation</b> : Adjustable  |
| <b>Outer shell</b> : ABS                     |                                  |



WHITE  
RKNHF04



PLUM  
RKNHF05

FIT IMPACTS W

|  |                                  |
|--|----------------------------------|
| <b>Sizes</b> : S/M (51-55) - M/L (55-59)     | <b>Liner</b> : EPP               |
| <b>Weight</b> : 405g                         | <b>Fit system</b> : R-Fit System |
| <b>Certification</b> : CE EN1077 & ASTM 2040 | <b>Ventilation</b> : Permanent   |
| <b>Outer shell</b> : Glued on                |                                  |

VISOR



BLACK  
RKNHG01



GREY  
RKNHG02

FIT VISOR IMPACTS PHOTOCROMIC

|   |  |
|---|--|
| <b>Sizes</b> : S/M (51-55) - M/L (55-59) - L/XL (59-61) | <b>Liner</b> : EPP                     |
| <b>Weight</b> : 440g                                    | <b>Visor</b> : Photochromic (S1-S2-S3) |
| <b>Certification</b> : CE EN1077                        | <b>Fit system</b> : R-Fit System       |
| <b>Earpads</b> : 3D Shape                               | <b>Ventilation</b> : Permanent         |
| <b>Outer shell</b> : Glued on PC                        |  |

SPARE VISOR

|         |                                       |
|---------|---------------------------------------|
| RKNHM01 | FIT VISOR / PHOTOCROMIC VISOR (S1/S3) |
|---------|---------------------------------------|



BLACK  
RKOHG01



STRATO  
RKOHG02

FIT VISOR IMPACTS

NEW COLOR

|   |                                  |
|---|----------------------------------|
| <b>Sizes</b> : M/L (55-59) - L/XL (59-63) | <b>Liner</b> : EPP               |
| <b>Weight</b> : 450g                      | <b>Visor</b> : S2                |
| <b>Certification</b> : CE EN1077          | <b>Fit system</b> : R-Fit System |
| <b>Outer shell</b> : Glued on PC          | <b>Ventilation</b> : Permanent   |
| <b>Liner</b> : EPP                        | <b>Earpads</b> : 3D Shape        |

SPARE VISOR

|         |                               |
|---------|-------------------------------|
| RVKH001 | FIT / YELLOW CAT S1 75%       |
| RVKH002 | FIT / ORANGE MIROR CAT S2 20% |
| RVKH003 | FIT / SMOKED MIROR CAT S3 12% |

WOMEN VISOR



BLACK  
RKKH401



WHITE  
RKKH402

FIT VISOR IMPACTS W

|  |                                       |
|--|---------------------------------------|
| <b>Sizes</b> : S/M (51-55) - M/L (55-59) | <b>Liner</b> : EPP                    |
| <b>Weight</b> : 450g                     | <b>Padding</b> : Removable & Washable |
| <b>Certification</b> : CE EN1077         | <b>Fit system</b> : R-Fit System      |
| <b>Earpads</b> : 3D Shape                | <b>Ventilation</b> : Permanent        |
| <b>Outer shell</b> : Glued on            |                                       |



SPARE VISOR

|         |                               |
|---------|-------------------------------|
| RVKH001 | FIT / YELLOW CAT S1 75%       |
| RVKH002 | FIT / ORANGE MIROR CAT S2 20% |
| RVKH003 | FIT / SMOKED MIROR CAT S3 12% |

HERO JUNIOR



RED

RKLH501

WHITE

RKLH500

HERO KIDS IMPACTS

|  |                                  |
|--|----------------------------------|
| <b>Sizes</b> : XS (49-53)                    | <b>Liner</b> : EPP               |
| <b>Weight</b> : 540g                         | <b>Fit system</b> : R-Fit System |
| <b>Certification</b> : CE EN1077 & ASTM 2040 | <b>Chinguard</b> : Compatible    |
| <b>Outer shell</b> : Hardshell ABS           |                                  |

WHOOPEE



DARK BLUE

RKMJ01

WHITE

RKMJ02



RED

RKMHI01

BLUE

RKMHI02

ORANGE

RKMHI03

PINK

RKMHI04

WHOOPEE VISOR IMPACTS

|  |                                       |
|--|---------------------------------------|
| <b>Sizes</b> : XS (49-52) - S/M (52-55)      | <b>Liner</b> : EPP                    |
| <b>Weight</b> : 450g                         | <b>Visor</b> : S3                     |
| <b>Certification</b> : CE EN1077 & ASTM 2040 | <b>Padding</b> : Removable & Washable |
| <b>Earpads</b> : 3D Earpads                  | <b>Fit system</b> : R-Fit System      |
| <b>Outer shell</b> : Glued On                | <b>Ventilation</b> : Permanent        |

VISOR JR / ORANGE MIRROR CAT S2 20%

RVHH002 SPARE VISOR

WHOOPEE IMPACTS

|  |                                       |
|--|---------------------------------------|
| <b>Sizes</b> : XS (49-52) - S/M (52-55)      | <b>Liner</b> : EPP                    |
| <b>Weight</b> : 370g                         | <b>Fit system</b> : R-Fit System      |
| <b>Certification</b> : CE EN1077 & ASTM 2040 | <b>Padding</b> : Removable & Washable |
| <b>Outer shell</b> : Glued on                | <b>Ventilation</b> : Permanent        |





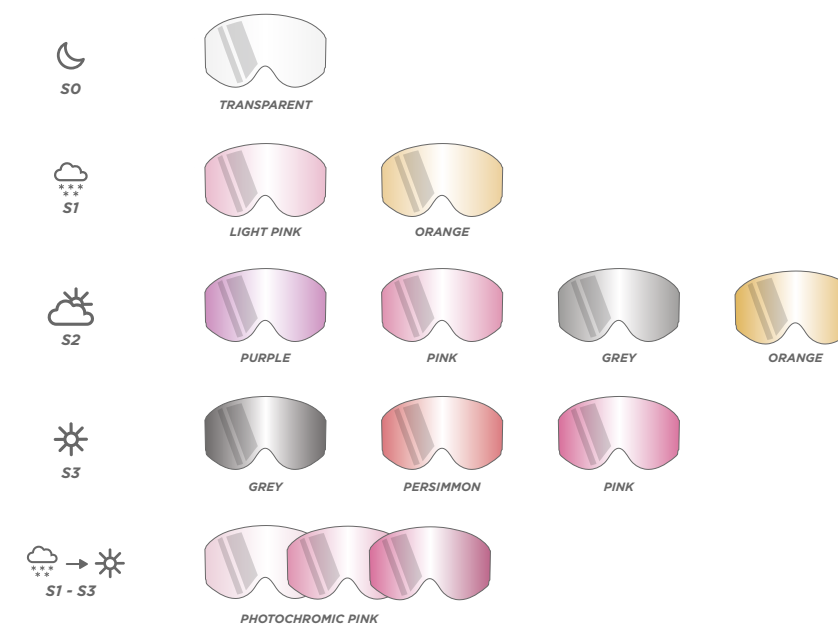
## GOGGLES



## TECHNOLOGIES

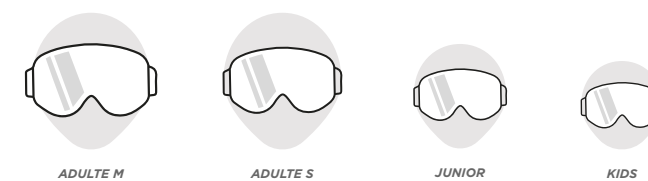
## LENS TINT

ゲレンデでのさまざまな光や天候条件に合わせ視界を確保し、目を保護する上で重要な役割を果たす。それぞれのレンズカラーは、光の量を調整し快適な視界とパフォーマンスを与えてくれる。



## GOGGLES FIT

確実なフィット感、最適な快適性、ゲレンデでのより良い視界を確保。顔の周りにしっかりとフィットさせ、風や雪、湿気の侵入を防ぐ。



当社のスキーゴーグルは、持続可能を念頭に置いて設計。ストラップ、フレームはすべて100%リサイクル素材で作成され、環境への影響を抑えながら高い性能を発揮。

100%  
RECYCLED TPU

100%  
RECYCLED  
NYLON

100%  
RECYCLED  
POLYESTER



OTAVA - IZAR



ADULT M HERO  
RKOGN04

ADULT S HERO  
RKOGO04

OTAVA HERO

NEW

Screen : Double - Cylindrical  
Protection : S1  
Protection : S3  
Lens Tint : S3 - Persimmon  
Lens Tint : S1 - Pink



HERO  
RKOGM01

IZAR HERO

NEW

Screen : Double - Cylindrical  
Protection : S1  
Protection : S3  
Lens Tint : S3 - Pink  
Lens Tint : S1 - Pink



OTAVA



ADULT WHITE  
RKOGN02

ADULT S WHITE  
RKOGO02

OTAVA

NEW

Screen : Double - Cylindrical  
Protection : S3  
Lens Tint : Persimmon



OTAVA

NEW

Screen : Double - Cylindrical  
Protection : S3  
Lens Tint : Persimmon



ADULT ZEBRA  
RKOGN05

ADULT S ZEBRA  
RKOGO05

OTAVA

NEW

Screen : Double - Cylindrical  
Protection : S2  
Lens Tint : Purple



OTAVA PHOTOCHROMIC



ADULT BLACK  
RKOGN01

ADULT S BLACK  
RKOGO01

OTAVA

NEW

Screen : Double - Cylindrical  
Protection : Photochromic S1-S3  
Lens Tint : Pink



ADULT BLURRED  
RKOGN06

ADULT S BLURRED  
RKOGO06

OTAVA

NEW

Screen : Double - Cylindrical  
Protection : Photochromic S1-S3  
Lens Tint : Pink



IZAR



BLACK  
RKOGM02

IZAR

NEW

Screen : Double - Spherical  
Protection : S3  
Lens Tint : Pink



RED  
RKOGM03

IZAR

NEW

Screen : Double - Spherical  
Protection : S3  
Lens Tint : Pink



WHITE  
RKOGM04

IZAR

NEW

Screen : Double - Spherical  
Protection : S3  
Lens Tint : Pink





MAGNE'LENS



BLACK  
RKOGA01

MAGNE'LENS

NEW



|                                     |  |  |   |
|-------------------------------------|--|--|---|
| Screen : Double - Toric             | <br>OTG<br>OVER THE GLASSES | <br>MAGNE'CLICK | <br>RECYCLED<br>MATERIAL |
| Protection : S1 & S3                |  |  |   |
| Lens Tint : S1 - Orange / S3 - Grey |  |  |   |



WHITE  
RKOGA04

MAGNE'LENS

NEW

|                                     |  |  |   |
|-------------------------------------|--|--|---|
| Screen : Double - Toric             | <br>OTG<br>OVER THE GLASSES | <br>MAGNE'CLICK | <br>RECYCLED<br>MATERIAL |
| Protection : S1 & S3                |  |  |   |
| Lens Tint : S1 - Orange / S3 - Grey |  |  |   |



STRATO  
RKOGA02

MAGNE'LENS

NEW

|                                     |  |  |   |
|-------------------------------------|--|--|---|
| Screen : Double - Toric             | <br>OTG<br>OVER THE GLASSES | <br>MAGNE'CLICK | <br>RECYCLED<br>MATERIAL |
| Protection : S1 & S3                |  |  |   |
| Lens Tint : S1 - Orange / S3 - Grey |  |  |   |

MAVERICK




BLACK  
RKKG204



SAND  
RKJG209

MAVERICK ASIAN FIT

|                                       |  |
|---------------------------------------|--|
| Screen : Double - Fleece              | <br>OTG<br>OVER THE GLASSES |
| Protection : S1 & S2                  |  |
| Lens Tint : S1 - Orange / S2 - Purple |  |

ESSENTIAL



BLACK  
RKOGK01

ESSENTIAL

NEW

|                               |   |  |
|-------------------------------|---|--|
| Screen : Double - Cylindrical | <br>RECYCLED<br>MATERIAL | <br>ANTIFOG |
| Protection : S2               |   |  |
| Lens Tint : Grey              |   |  |



DARK BLUE  
RKOGK02

ESSENTIAL

NEW



|                               |   |  |
|-------------------------------|---|--|
| Screen : Double - Cylindrical | <br>RECYCLED<br>MATERIAL | <br>ANTIFOG |
| Protection : S2               |   |  |
| Lens Tint : Orange            |   |  |



WHITE  
RKOGK03

ESSENTIAL

NEW


|                               |   |  |
|-------------------------------|---|--|
| Screen : Double - Cylindrical | <br>RECYCLED<br>MATERIAL | <br>ANTIFOG |
| Protection : S2               |   |  |
| Lens Tint : Pink              |   |  |



BLUE LAGOON  
RKOGK04

ESSENTIAL

NEW

|                               |   |  |
|-------------------------------|---|--|
| Screen : Double - Cylindrical | <br>RECYCLED<br>MATERIAL | <br>ANTIFOG |
| Protection : S2               |   |  |
| Lens Tint : Grey              |   |  |

SPIRAL






BLACK  
RKQGE01

|                               |  |  |   |  |
|-------------------------------|--|--|---|--|
| SPIRAL                        |  | NEW  |   |  |
| Screen : Double - Cylindrical |  | <br>OTG<br>OVER THE GLASSES | <br>RECYCLED<br>MATERIAL | <br>ANTIFOG |
| Protection : S2               |  |  |   |  |
| Lens Tint : Pink              |  |  |   |  |



BLUE  
RKQGE02

|                               |  |  |   |  |
|-------------------------------|--|--|---|--|
| SPIRAL                        |  | NEW  |   |  |
| Screen : Double - Cylindrical |  | <br>OTG<br>OVER THE GLASSES | <br>RECYCLED<br>MATERIAL | <br>ANTIFOG |
| Protection : S2               |  |  |   |  |
| Lens Tint : Pink              |  |  |   |  |





BLACK RED  
RKQGE04

|                               |  |  |   |  |
|-------------------------------|--|--|---|--|
| SPIRAL                        |  | NEW  |   |  |
| Screen : Double - Cylindrical |  | <br>OTG<br>OVER THE GLASSES | <br>RECYCLED<br>MATERIAL | <br>ANTIFOG |
| Protection : S2               |  |  |   |  |
| Lens Tint : Pink              |  |  |   |  |



WHITE  
RKQGE03

|                               |  |  |   |  |
|-------------------------------|--|--|---|--|
| SPIRAL                        |  | NEW  |   |  |
| Screen : Double - Cylindrical |  | <br>OTG<br>OVER THE GLASSES | <br>RECYCLED<br>MATERIAL | <br>ANTIFOG |
| Protection : S2               |  |  |   |  |
| Lens Tint : Pink              |  |  |   |  |



NUDE  
RKQGE05

|                               |  |  |   |  |
|-------------------------------|--|--|---|--|
| SPIRAL                        |  | NEW  |   |  |
| Screen : Double - Cylindrical |  | <br>OTG<br>OVER THE GLASSES | <br>RECYCLED<br>MATERIAL | <br>ANTIFOG |
| Protection : S3               |  |  |   |  |
| Lens Tint : Pink              |  |  |   |  |

JUNIOR



GREEN  
RKLG501

|  |  |  |
|--|--|--|
| RAFFISH HERO   |  | <br>ANTIFOG |
| Screen : Single - Cylindrical                            |  |  |
| Protection : S0, S1 & S2                                 |  |  |
| Lens Tint : S0 - Transparent / S1 - Yellow / S2 - Yellow |  |  |



HOT RED  
RKLG500

|                               |  |   |
|-------------------------------|--|---|
| RAFFISH HERO                  |  |  |
| Screen : Double - Cylindrical |  |   |
| Protection : S2               |  |   |
| Lens Tint : Orange            |  |   |

JUNIOR



HOT RED  
RKMGI01

|                                     |  |   |
|-------------------------------------|--|---|
| TORIC HERO                          |  |  |
| Screen : Double - Toric             |  |   |
| Protection : S1 & S3                |  |   |
| Lens Tint : S1 - Yellow / S2 - Grey |  |   |



BLUE  
RKMGI03

|                         |  |  |
|-------------------------|--|--|
| TORIC JR                |  | <br>OTG<br>OVER THE GLASSES |
| Screen : Double - Toric |  |  |
| Protection : S2         |  |  |
| Lens Tint : Grey        |  |  |




PINK  
RKMGI02

|                         |  |   |
|-------------------------|--|---|
| TORIC JR                |  |  |
| Screen : Double - Toric |  |   |
| Protection : S2         |  |   |
| Lens Tint : Grey        |  |   |




PINK  
RKKG500

|                                      |  |   |
|--------------------------------------|--|---|
| <b>RAFFISH</b>                       |  | <br><b>ANTIFOG</b> |
| <b>Screen :</b> Double - Cylindrical |  |   |
| <b>Protection :</b> S3               |  |   |
| <b>Lens Tint :</b> Orange            |  |   |




RED  
RKKG501

|                                      |  |   |
|--------------------------------------|--|---|
| <b>RAFFISH</b>                       |  |  |
| <b>Screen</b> : Double - Cylindrical |  |   |
| <b>Protection</b> : S3               |  |   |
| <b>Lens Tint</b> : Orange            |  |   |




BLUE  
RKKG502

|                                      |  |   |
|--------------------------------------|--|---|
| <b>RAFFISH</b>                       |  |  |
| <b>Screen</b> : Double - Cylindrical |  |   |
| <b>Protection</b> : S3               |  |   |
| <b>Lens Tint</b> : Orange            |  |   |




ORANGE  
RKKG504

|                                      |  |   |
|--------------------------------------|--|---|
| <b>RAFFISH S</b>                     |  | <br><b>ANTIFOG</b> |
| <b>Screen</b> : Single - Cylindrical |  |   |
| <b>Protection</b> : S3               |  |   |
| <b>Lens Tint</b> : Orange            |  |   |



PINK  
RKKG503

|                                      |  |   |
|--------------------------------------|--|---|
| <b>RAFFISH S</b>                     |  | <br><b>ANTIFOG</b> |
| <b>Screen :</b> Single - Cylindrical |  |   |
| <b>Protection :</b> S3               |  |   |
| <b>Lens Tint :</b> Orange            |  |   |



SUNGLASSES



DARK BLUE  
RKNGL02

ESCAPER SUNGLASSES

|                        |                              |
|------------------------|------------------------------|
| Protection             | : Photochromic (S0-S1-S2-S3) |
| Anti-Fog Treatment     | : No                         |
| Anti-Scratch Treatment | : Yes (outside)              |
| Nosepad                | : Adjustable                 |
| Temples                | : Adjustable                 |



BLACK  
RKNGL04

ESCAPER SUNGLASSES

|                        |                 |
|------------------------|-----------------|
| Protection             | : S3            |
| Anti-Fog Treatment     | : Yes (inside)  |
| Anti-Scratch Treatment | : Yes (outside) |
| Nosepad                | : Adjustable    |
| Temples                | : Adjustable    |



BRICK  
RKNGL05

ESCAPER SUNGLASSES

|                        |                 |
|------------------------|-----------------|
| Protection             | : S3            |
| Anti-Fog Treatment     | : Yes (inside)  |
| Anti-Scratch Treatment | : Yes (outside) |
| Nosepad                | : Adjustable    |
| Temples                | : Adjustable    |

SPARE LENS

| OTAVA   |  | NEW |
|---------|--|-----|
| RKOGN11 | SP LENS OTAVA - PHOTOCROMIC - PINK/L GREEN - S1-S3   |     |
| RKOGN12 | SP LENS OTAVA - TRANSPARENT - S0                     |     |
| RKOGN08 | SP LENS OTAVA - PINK/HALF MIRROR - S1                |     |
| RKOGN09 | SP LENS OTAVA - PURPLE/DARK BLUE - S2                |     |
| RKOGN10 | SP LENS OTAVA - PERSIMMON/ML BLUE - S3               |     |
| RKOGO11 | SP LENS OTAVA S - PHOTOCROMIC - PINK/L GREEN - S1-S3 |     |
| RKOGO12 | SP LENS OTAVA S - TRANSPARENT - S0                   |     |
| RKOGO08 | SP LENS OTAVA S - PINK/HALF MIRROR - S1              |     |
| RKOGO09 | SP LENS OTAVA S - PURPLE/DARK BLUE - S2              |     |
| RKOGO10 | SP LENS OTAVA S - PERSIMMON/ML BLUE - S3             |     |

| IZAR    |  | NEW |
|---------|--|-----|
| RKOGM09 | SP LENS IZAR - TRANSPARENT - S0              |     |
| RKOGM06 | SP LENS IZAR - PINK/HALF MIRROR - S1         |     |
| RKOGM07 | SP LENS IZAR - PURPLE/METAL HALF MIRROR - S2 |     |
| RKOGM08 | SP LENS IZAR - PINK/L RED - S3               |     |

| MAGNE'LENS |  |
|------------|--|
| RKKG601    | SPARE LENS MAGNE LENS - ORANGE/SKY BLUE - S1 |
| RKKG602    | SPARE LENS MAGNE LENS - PINK/GREEN - S2      |
| RKKG603    | SPARE LENS MAGNE LENS - SMOKE/SILVER - S3    |

| MAVERICK |   |
|----------|---|
| RKLG600  | SPARE LENS MAVERICK - TRANSPARENT - S0        |
| RKIG600  | SPARE LENS MAVERICK - SONAR INFRARED - S1     |
| RKGG600  | SPARE LENS MAVERICK - SONAR - S1              |
| RKEG600  | SPARE LENS MAVERICK - PHOTOCROMIC - S1-S2     |
| RKHG600  | SPARE LENS MAVERICK - SONAR SUPER SILVER - S2 |
| RKIG601  | SPARE LENS MAVERICK - SONAR ML BLUE - S2      |
| RKEG602  | SPARE LENS MAVERICK - ML RED - S2             |
| RKFG600  | SPARE LENS MAVERICK - GREY FLASH SILVER - S3  |

| ESSENTIAL |   |
|-----------|---|
| RKNGK05   | SP LENS ESSENTIAL YELLOW / SKY BLUE - CAT 1     |
| RKNGK06   | SP LENS ESSENTIAL ORANGE / SILVER MIROR - CAT 2 |
| RKNGK07   | SP LENS ESSENTIAL SMOKED / SILVER MIROR - CAT 3 |

| SPIRAL  |   |
|---------|---|
| RKJG610 | SP LENS CS1 YELLOW ML BLUE - CAT 1        |
| RKJG611 | SP LENS CS1 ORANGE - CAT 2                |
| RKJG612 | SP LENS CS1 ORANGE / SILVER MIROR - CAT 3 |

| RAFFISH & RAFFISH S |  |
|---------------------|--|
| RKHG601             | SP LENS RAFFISH PACK OF 3 SL TRANSPARENT-YELLOW-SILVER |
| RKHG602             | SP LENS RAFFISH DL ORANGE/BLUE MIROR S2                |
| RKHG604             | SP LENS RAFFISH S SL ORANGE S3                         |
| RKHG603             | SP LENS RAFFISH DL ORANGE S3                           |

| TORIC JR |                                 |
|----------|---------------------------------|
| RKMG104  | SP LENS TORIC S1 YELLOW         |
| RKMG105  | SP LENS TORIC S2 SMOKE / SILVER |
| RKMG106  | SP LENS TORIC S3 SMOKE / SILVER |



|         |                     |
|---------|---------------------|
| RKJG600 | ROSSIGNOL LENS CASE |
|---------|---------------------|

TECHNICAL CHART

|                                       | SPIRAL      | ESSENTIAL   | IZAR        | IZAR HERO      | MAGNE'LENS     | OTAVA       | OTAVA HERO     |
|---------------------------------------|-------------|-------------|-------------|----------------|----------------|-------------|----------------|
| LENS                                  |             |             |             |                |                |             |                |
| Lens shape                            | Cylindrical | Toric       | Spherical   | Spherical      | Toric          | Cylindrical | Cylindrical    |
| PC Lens with hard coating             | Yes         | Yes         | Yes         | Yes            | Yes            | Yes         | Yes            |
| 100% UV Protection                    | Yes         | Yes         | Yes         | Yes            | Yes            | Yes         | Yes            |
| Dual Lens                             | Yes         | Yes         | Yes         | Yes            | Yes            | Yes         | Yes            |
| Interchangeable lens                  | Yes         | Yes         | Yes         | Yes            | Yes            | Yes         | Yes            |
| Anti fog coating                      | Normal      | Super       | Super       | Super          | Super          | Super       | Super          |
| Kit                                   | No          | No          | No          | Yes - 2 lenses | Yes - 2 lenses | No          | Yes - 2 lenses |
| OTG                                   | Yes         | Yes         | No          | No             | Yes            | Yes         | Yes            |
| Oleophobic treatment                  | No          | No          | No          | No             | No             | Yes         | Yes            |
| Magne'clik                            | No          | No          | No          | No             | Yes            | No          | No             |
| STRAP                                 |             |             |             |                |                |             |                |
| Adjustable 40mm                       | Yes         | Yes         | Yes         | Yes            | Yes            | Yes         | Yes            |
| 100% RPET Strap                       | Yes         | Yes         | Yes         | Yes            | Yes            | Yes         | Yes            |
| 100% Recycled Nylon Strap Adjusters   | Yes         | Yes         | Yes         | Yes            | Yes            | Yes         | Yes            |
| Adjustment                            | Double loop | Double loop | Double loop | Double loop    | Double loop    | Double loop | Double loop    |
| Silicon strip                         | No          | Yes         | Yes         | Yes            | Yes            | Yes         | Yes            |
| FRAME                                 |             |             |             |                |                |             |                |
| 100% Recycled TPU Frame               | Yes         | Yes         | Yes         | Yes            | Yes            | Yes         | Yes            |
| Multi-layers face foam                | Yes         | Yes         | Yes         | Yes            | Yes            | Yes         | Yes            |
| Numbers of layers                     | 2           | 3           | 3           | 3              | 3              | 3           | 3              |
| VENTILATION                           |             |             |             |                |                |             |                |
| Active ventilation built in the frame | Yes         | Yes         | Yes         | Yes            | Yes            | Yes         | Yes            |



# POLES

## RACE



| RDL1000           | HERO CAK GREEN LIGHT |                                   |                           |  |
|-------------------|----------------------|-----------------------------------|---------------------------|--|
| Sizes : 115-135/5 | Diameter : 16 mm     | Weight : 250 g (125 cm)           | Type : Kevlar / Aluminium |  |
| Grip : Hero       | Strap : Hero Velcro  | Basket : World Cup & Race - 54 mm | Tip : Carbide             |  |



| RDL1010           | HERO CARBON         |                         |                   |  |
|-------------------|---------------------|-------------------------|-------------------|--|
| Sizes : 115-135/5 | Diameter : 12,7 mm  | Weight : 260 g (125 cm) | Type : 40% Carbon |  |
| Grip : Hero       | Strap : Hero Velcro | Basket : Race - 54 mm   | Tip : Carbide     |  |



| RDL1020           | HERO GS-SG          |                            |                         |                                 |
|-------------------|---------------------|----------------------------|-------------------------|---------------------------------|
| Sizes : 115-140/5 | Diameter : 18 mm    | Weight : 240 g (125 cm)    | Type : Aluminium Zicral | Specificity : Triangular profil |
| Grip : Hero       | Strap : Hero Velcro | Basket : World Cup - 54 mm | Tip : Carbide           |                                 |



| RDL1030           | HERO SL             |                         |                         |                                 |
|-------------------|---------------------|-------------------------|-------------------------|---------------------------------|
| Sizes : 115-140/5 | Diameter : 18 mm    | Weight : 245 g (125 cm) | Type : Aluminium Zicral | Specificity : Triangular profil |
| Grip : Hero       | Strap : Hero Velcro | Basket : Race - 54 mm   | Tip : Carbide           |                                 |

## RACE JUNIOR



| RDL6000                 | HERO GS-SG JR          |                            |                         |  |
|-------------------------|------------------------|----------------------------|-------------------------|--|
| Sizes : 90-110/5        | Diameter : 16 mm       | Weight : 180 g (100 cm)    | Type : Aluminium Zicral |  |
| Grip : World Cup Junior | Strap : Regular Junior | Basket : World Cup - 54 mm | Tip : Carbide           |  |



| RDL6010                 | HERO SL JR             |                         |                         |  |
|-------------------------|------------------------|-------------------------|-------------------------|--|
| Sizes : 90-110/5        | Diameter : 16 mm       | Weight : 180 g (100 cm) | Type : Aluminium Zicral |  |
| Grip : World Cup Junior | Strap : Regular Junior | Basket : Course - 51 mm | Tip : Carbide           |  |

## SUPER VIRAGE

工具なしで調整可能なNEWアジャストハンドル(ロックプロテクター)を採用。  
サイズ調整もスムーズに行なえしっかりロック。  
ロック部の材質は極寒でも使用可能な特殊ナイロンを使用しマイナス30℃まで対応。

Super  
VIRAGE



| RDNJ001                           | SUPER VIRAGE TELESCOPIC POLE |                                   |                         |                          |
|-----------------------------------|------------------------------|-----------------------------------|-------------------------|--------------------------|
| Sizes : TU                        | Diameter : 14/16 mm          | Weight : 290 g                    | Type : Aluminium Zicral | Specificity : Telescopic |
| Grip : Safety grip + Thermosleeve | Strap : Performance          | Basket : Free Rotationnal - 85 mm | Tip : Steel             |                          |

## ALL MOUNTAIN



| RDN2000           | TACTIC CARBON CLIP COPPER |                               |                   |  |
|-------------------|---------------------------|-------------------------------|-------------------|--|
| Sizes : 110-135/5 | Diameter : 14 mm          | Weight : coming soon          | Type : 20% Carbon |  |
| Grip : R-Clip     | Strap : coming soon       | Basket : All Mountain - 60 mm | Tip : Steel       |  |



| RDN2020           | TACTIC CLIP BLACK LIME |                               |                        |  |
|-------------------|------------------------|-------------------------------|------------------------|--|
| Sizes : 110-135/5 | Diameter : 18 mm       | Weight : coming soon          | Type : Aluminium Dural |  |
| Grip : R-Clip     | Strap : coming soon    | Basket : All Mountain - 60 mm | Tip : Steel            |  |



| RDNJ002           | TACTIC BLACK/RED |                          |                        |  |
|-------------------|------------------|--------------------------|------------------------|--|
| Sizes : 110-125/5 | Diameter : 18 mm | Weight : 245 g (125 cm)  | Type : Aluminium Dural |  |
| Grip : R-grip     | Strap : Regular  | Basket : Regular - 60 mm | Tip : Steel            |  |

## FREE TOURING



| RDL3040                           | ESCAPER TELESCOPIC SAFETY |                                   |                         |  |
|-----------------------------------|---------------------------|-----------------------------------|-------------------------|--|
| Sizes : TU                        | Diameter : 14/16 mm       | Weight : 290 g                    | Type : Aluminium Zicral |  |
| Grip : Safety grip + Thermosleeve | Strap : Performance       | Basket : Free Rotationnal - 85 mm | Tip : Steel             |  |



| RDL3050                           | FREERIDE PRO SAFETY |                                   |                        |  |
|-----------------------------------|---------------------|-----------------------------------|------------------------|--|
| Sizes : 110-135/5                 | Diameter : 18 mm    | Weight : 280 g (125 cm)           | Type : Aluminium Dural |  |
| Grip : Safety grip + Thermosleeve | Strap : Active      | Basket : Free Rotationnal - 85 mm | Tip : Steel            |  |

WOMEN ALL MOUNTAIN



|                        |                               |
|------------------------|-------------------------------|
| RDN5010                | ELECTRA PREMIUM CLIP SILVER   |
| RDN5020                | ELECTRA PREMIUM CLIP BLACK    |
| Sizes : 105-120/5      | Diameter : 16 mm              |
| Grip : R-Clip          | Strap : coming soon           |
| Weight : coming soon   | Basket : All Mountain - 60 mm |
| Type : Aluminium Dural | Tip : Steel                   |



|                         |                          |
|-------------------------|--------------------------|
| RDNJ003                 | ELECTRA BLACK            |
| Sizes : 105-120/5       | Diameter : 16 mm         |
| Grip : Women mono mat   | Strap : Regular          |
| Weight : 220 g (115 cm) | Basket : Regular - 60 mm |
| Type : Aluminium Dural  | Tip : Steel              |

R-clip

クリックイン・クリックアウトを簡単に行なえる  
Rクリップテクノロジーを搭載。  
人間工学に基づいたグリップと再設計された  
ストラップは相性抜群。

PA INSERT

PA CLIP



PC GRIP

Using mono-material grip so it  
can be recycled

SUPER VIRAGE JR / HERO JR

Super  
VIRAGE



|                        |                         |
|------------------------|-------------------------|
| RDMJ003                | SUPER VIRAGE JR         |
| Sizes : 85-105/5       | Diameter : 14mm         |
| Weight : 165g (100 cm) | Type : Aluminium Zicral |



|                        |                         |
|------------------------|-------------------------|
| RDMJ002                | SUPER VIRAGE JR         |
| Sizes : 90-105/5       | Diameter : 14mm         |
| Weight : 165g (100 cm) | Type : Aluminium Zicral |

RENTAL



FACE LIFT

|                         |                         |
|-------------------------|-------------------------|
| RDO7000                 | RENTAL SR               |
| Sizes : 110-140/5       | Diameter : 18 mm        |
| Weight : 250 g (125 cm) | Type : Aluminium Zicral |



FACE LIFT

|                         |                         |
|-------------------------|-------------------------|
| RDO7030                 | RENTAL JR               |
| Sizes : 70-105/5        | Diameter : 16 mm        |
| Weight : 170 g (100 cm) | Type : Aluminium Zicral |

RACE PROTECTION



|  |  |
|--|--|
| <b>RKLP100</b>                                     |  |
| <b>HERO LEG PROTECTION SR</b>                      |  |
| <b>Sizes :</b> M-L                                 |  |
| <b>Weight :</b> 0.60                               |  |
| <b>RKLP101</b>                                     |  |
| <b>HERO LEG PROTECTION JR</b>                      |  |
| <b>Size :</b> S                                    |  |
| <b>Weight :</b> 0.50                               |  |
| <b>Certification :</b> CE                          |  |
| <b>Fabrics :</b> Polypropylen                      |  |
| <b>Fit :</b> Mono density foam & Siliconized strap |  |



**RKLP102**

**HERO HAND PROTECTION**

**Size** : TU

**Weight** : 0.40

**Certification** : CE

**Fabrics** : Polypropylen

**Fit** : Mono density foam & Siliconized strap



|  |  |
|--|--|
| <b>RKLP103</b>                                 |  |
| <b>HERO FOREARM PROTECTION SR</b>              |  |
| <b>Size</b> : TU                               |  |
| <b>Weight</b> : 0.30                           |  |
| <b>RKLP104</b>                                 |  |
| <b>HERO FOREARM PROTECTION JR</b>              |  |
| <b>Size</b> : TU                               |  |
| <b>Weight</b> : 0.20                           |  |
| <b>Certification</b> : CE                      |  |
| <b>Fabrics</b> : Polyamide                     |  |
| <b>Fit</b> : Mono density foam & Elastic strap |  |



# BAGS

## HERO BAGS



RKLB107 HERO SKI WHEELED 2/3P 210CM



RKLB108 HERO SKI BAG 4P 240CM



RKLB106 HERO SKI BAG 2/3P ADJUSTABLE 190/220CM



RKLB105 HERO JUNIOR SKI BAG 170CM

## HERO BAGS



RKLB101 HERO ATHLETES BAG



RKLB102 HERO ATHLETES SMALL BAG



RKLB103 HERO BOOTS PRO



RKLB104 HERO COMPACT BOOT PACK



RKLB109 HERO DUAL BOOT BAG



RKLB111 HERO EXPLORER BAG



RKLB110 HERO CABIN BAG

STRATO BAGS



RKMBG01 STRATO EXTENDABLE 1 PAIR PADDED 160-210 CM  
RKMBH01 STRATO EXTENDABLE 2 PAIRS PADDED 160-210 CM



RKMBI01 STRATO EXTENDABLE 2 PAIRS PADDED WHEELED 170-220 CM



RKMBN02 STRATO BOOT BAG



RKMAD01 STRATO PRO BOOT BAG



RKMAA01 STRATO COMPACT BOOT BAG



RKMAB01 STRATO MULTI BOOT BAG



RKMAS01 STRATO CABIN BAG



RKMAT01 STRATO EXPLORER BAG

TACTIC BAGS



RKLB201 TACTIC SKI BAG EXTENDABLE LONG 160-210 CM



RKLB202 TACTIC SKI BAG EXTENDABLE SHORT 140-180 CM

ELECTRA BAGS



RKMBN01 ELECTRA BOOT BAG



RKMAH01 ELECTRA BOOT AND HELMET PACK

BASIC BAG



RKJB200 DUAL BASIC BOOT BAG



RKJB201 BASIC BOOT BAG



RKJB202 BASIC SKI BAG 185 CM

TECHNICAL CHART

| Type                       | Reference | Model                                       | Size                 | Weight | Capacity |
|----------------------------|-----------|---|----------------------|--------|----------|
| RACE                       |           |   |                      |        |          |
| BOOT BAGS                  | RKLB101   | HERO ATHLETES BAG                           | L490*W280*H700       | 1.80   | 95L      |
| BOOT BAGS                  | RKLB102   | HERO SMALL ATHLETES BAG                     | L360*W380*H600       | 1.35   | 75L      |
| BOOT BAGS                  | RKLB103   | HERO BOOT PRO                               | L450*W280*H600       | 1.75   | 75L      |
| BOOT BAGS                  | RKLB104   | HERO COMPACT BOOT PACK                      | L290*W140*H550       | 1.30   | 35L      |
| SKI & SNOWBOARD BAGS       | RKLB105   | HERO JUNIOR SKI BAG 170 CM                  | L1700*W210*H210      | 1.30   | .        |
| SKI & SNOWBOARD BAGS       | RKLB106   | HERO SKI BAG 2/3P ADJUSTABLE 190/220 CM     | L1900/2200*W300*H250 | 1.75   | .        |
| SKI & SNOWBOARD BAGS       | RKLB107   | HERO SKI WHEELED 2/3P 210 CM                | L2150*W360*H225      | 6.20   | .        |
| SKI & SNOWBOARD BAGS       | RKLB108   | HERO SKI BAG 4P 240 CM                      | L2400*W390*H100      | 4.20   | .        |
| BOOT BAGS                  | RKLB109   | HERO DUAL BOOT BAG                          | L490*W360*H110       | 0.70   | 19L      |
| TRAVEL BAGS                | RKLB110   | HERO CABIN BAG                              | L520*W320*H300       | 2.70   | 50L      |
| TRAVEL BAGS                | RKLB111   | HERO EXPLORER BAG                           | L790*W390*H450       | 4.25   | 125L     |
| ALL MOUNTAIN - STRATO LINE |           |   |                      |        |          |
| SKI & SNOWBOARD BAGS       | RKMBG01   | STRATO EXTENDABLE 1 PAIR PADDED 160-210 CM  | L1600/2100*W185*H185 | 1.20   | .        |
| SKI & SNOWBOARD BAGS       | RKMBH01   | STRATO EXTENDABLE 2 PAIRS PADDED 160-210 CM | L1600/2100*W220*H220 | 1.35   | .        |
| SKI & SNOWBOARD BAGS       | RKMBI01   | STRATO EXTENDABLE 2 PAIRS PADDED 170-220 CM | L1700/2200*W360*H220 | 3.70   | .        |
| BOOT BAGS                  | RKMBN02   | STRATO BOOT BAG                             | L350*W240*H410       | 0.74   |          |
| BOOT BAGS                  | RKMAD01   | STRATO PRO BOOT BAG                         | L380*W240*H400       | 1.39   | 45L      |
| BOOT BAGS                  | RKMAA01   | STRATO COMPACT BOOT BAG                     | L290*W140*H550       | 1.30   | 35L      |
| BOOT BAGS                  | RKMAB01   | STRATO MULTI BOOT BAG                       | L350*W250*H550       | 1.00   | 45L      |
| TRAVEL BAGS                | RKMAS01   | STRATO CABIN BAG                            | L320*W300*H520       | 2.75   | 50L      |
| TRAVEL BAGS                | RKMAT01   | STRATO EXPLORER BAG                         | L790*W390*H450       | 4.65   | 125L     |
| TACTIC LINE                |           |   |                      |        |          |
| SKI & SNOWBOARD BAGS       | RKLB201   | TACTIC SKI BAG EXTENDABLE LONG 160-210 CM   | L1600/2100*W260      | 0.85   | .        |
| SKI & SNOWBOARD BAGS       | RKLB202   | TACTIC SKI BAG EXTENDABLE SHORT 140-180 CM  | L1400/1800*W260      | 0.65   | .        |
| ELECTRA LINE               |           |   |                      |        |          |
| BOOT BAGS                  | RKMBN01   | ELECTRA BOOT BAG                            | L350*W240*H410       | 0.74   |          |
| BOOT BAGS                  | RKMAH01   | ELECTRA BOOT AND HELMET PACK                | L330*W240*H460       | 1.20   | 35L      |
| BASIC LINE                 |           |   |                      |        |          |
| BOOT BAGS                  | RKJB200   | DUAL BASIC BOOT BAG                         | L490*W360*H110       | 0.75   |          |
| BOOT BAGS                  | RKJB201   | BASIC BOOT BAG                              | L395*W240*H440       | 0.45   |          |
| SKI & SNOWBOARD BAGS       | RKJB202   | BASIC SKI BAG 185 CM                        | L1900*W20*H320       | 0.68   | .        |



RENTAL

HERO / EXPERIENCE

SKIS



| RANJY03 | HERO JR 140-150 (XPRESS JR) |                       |
|---------|-----------------------------|-----------------------|
|         | FCJD050                     | XPRESS 7 GW B83 BLACK |

| Sidecuts  | Radius | Sizes | Weight* |
|-----------|--------|-------|---------|
| 107-68-94 | 12 m   | 140   | 1,9     |
| 107-68-94 | 14 m   | 150   | 2,0     |

CARRY OVER



| RANJY02 | HERO JR 100-130 (KID-X) |                    |
|---------|-------------------------|--------------------|
|         | FCKKK01                 | KID 4 GW B76 BLACK |

| Sidecuts  | Radius | Sizes | Weight* |
|-----------|--------|-------|---------|
| 108-68-94 | 6 m    | 100   | 1.5     |
| 108-68-94 | 7 m    | 110   | 1.6     |
| 108-68-94 | 9 m    | 120   | 1.7     |
| 108-68-94 | 10 m   | 130   | 1.8     |

CARRY OVER



| RAOFZ09 | EXPERIENCE 78 (OPEN) |  |
|---------|----------------------|--|
|---------|----------------------|--|

| Sidecuts   | Radius | Sizes | Weight* |
|------------|--------|-------|---------|
| 130-80-118 | 8 m    | 132   | 2,2     |
| 130-80-118 | 9 m    | 140   | 2,4     |
| 130-80-118 | 10 m   | 148   | 2,6     |
| 130-80-118 | 11 m   | 156   | 2,8     |
| 130-80-118 | 12 m   | 164   | 3       |
| 130-80-118 | 13 m   | 172   | 3,2     |
| 130-80-118 | 14 m   | 180   | 3,4     |

NEW

BINDINGS



| NX 9 GW RTL / FLASH |       |         |
|---------------------|-------|---------|
| B83 ->              | REF   | FCJR005 |
|                     | COLOR | BLACK   |



| XPRESS 10 GW RENT SYS |       |         |
|-----------------------|-------|---------|
| B83 ->                | REF   | FCIR007 |
|                       | COLOR | BLACK   |



| KID 4 GW RENT SYS |       |         |
|-------------------|-------|---------|
| B76 ->            | REF   | FCKKK03 |
|                   | COLOR | BLACK   |

\* Weight kg/pair without bindings

RENTAL

EVO / KELIA / JR

BOOTS



| RBO8150                          |
|----------------------------------|
| NEW                              |
| EVO 70 HV+                       |
| Red/Black                        |
| Last : 104                       |
| Flex : 70                        |
| Sizes : 24,5 - 33,5 (FULL SIZES) |

CUSTOM LINER



| RBO8350                          |
|----------------------------------|
| NEW                              |
| KELIA 50                         |
| Black/White                      |
| Last : 104                       |
| Flex : 50                        |
| Sizes : 22,5 - 27,5 (FULL SIZES) |

CUSTOM LINER POLAR



| RBM5070                          |
|----------------------------------|
| CARRY OVER                       |
| COMP J4                          |
| Black                            |
| Flex : 50                        |
| Sizes : 22,5 - 26,5 (FULL SIZES) |

SHELL 50%



| RBM5120                          |
|----------------------------------|
| CARRY OVER                       |
| COMP J3                          |
| Black                            |
| Flex : 40                        |
| Sizes : 17,5 - 21,5 (FULL SIZES) |

SHELL 50%

POLES



| RDO7000           | RENTAL SR        |                         |                         |
|-------------------|------------------|-------------------------|-------------------------|
| Sizes : 110-140/5 | Diameter : 18 mm | Weight : 250 g (125 cm) | Type : Aluminium Zicral |

FACE LIFT



| RDO7030          | RENTAL JR        |                         |                         |
|------------------|------------------|-------------------------|-------------------------|
| Sizes : 70-105/5 | Diameter : 16 mm | Weight : 170 g (100 cm) | Type : Aluminium Zicral |

FACE LIFT



WOOD CORE  
FOR EXPERIENCE 78

\* Weight kg/pair without bindings

RENTAL UNISEX



EXP SERIES

|   |  |   |  |
|---|--|---|--|
| <b>RENNA01</b><br>EXP WIDE<br>SIZES : 155 W - 160 W - 165 W | <b>RENN901</b><br>EXP REGULAR<br>SIZES : 140 - 145 - 150 - 155 - 160 | <b>RENN802</b><br>EXP NARROW<br>SIZES : 135 - 140 - 145 | <b>RENN701</b><br>EXP JUNIOR<br>SIZES : 70 - 80 - 90 - 100 - 110 - 120 - 125 - 130 - 135 |
|---|--|---|--|

|                   | LENGTH |                |      | WIDTH |      |       |      | SIDE CUT RADIUS | BASE STANCE |         |         |           |         |         | INSERTS   |          | SHAPE | FLEX    |         |      |             |                | AMPTTEK       |               |              |  |   |                 |       |              |
|-------------------|--------|----------------|------|-------|------|-------|------|-----------------|-------------|---------|---------|-----------|---------|---------|-----------|----------|-------|---------|---------|------|-------------|----------------|---------------|---------------|--------------|--|---|-----------------|-------|--------------|
|                   | LENGTH | EFFECTIVE EDGE | NOSE | TAIL  | NOSE | WAIST |      |                 | TAIL        | SURFACE | MINIMUM | REFERENCE | MAXIMUM | MINIMUM | REFERENCE | MAXIMUM  |       | PATTERN | SETBACK | TWIN | DIRECTIONAL | TWIN FREESTYLE | TWIN ALL-MTN. | DIR. ALL-MTN. | REVERSE DIR. |  |   | REVERSE PERFOR. | ELITE | ALL-MOUNTAIN |
| BOARD             | cm     | cm             | cm   | cm    | cm   | cm    | cm   | m               | cm²         | cm      | cm      | cm        | inch    | inch    | inch      | #        | cm    | inch    |         |      |             |                |               |               |              |  |   |                 |       |              |
| RENTAL            |        |                |      |       |      |       |      |                 |             |         |         |           |         |         |           |          |       |         |         |      |             |                |               |               |              |  |   |                 |       |              |
| EXP3 RAIL WIDE    | 155    | 116            | 24   | 24    | 30,7 | 26,4  | 30,7 | 6,4-6,7         | 4241        | 55      | 59      | 59        | 21,7    | 23,2    | 23,2      | RAIL/4x2 | 0     | 0       | +       | +    |             |                |               |               |              |  |   | +               | +     | +            |
|                   | 160    | 120            | 24   | 24    | 30,7 | 26,4  | 30,7 | 6,9-7,2         | 4354        | 55      | 59      | 59        | 21,7    | 23,2    | 23,2      | RAIL/4x2 | 0     | 0       |         |      |             |                |               |               |              |  |   |                 |       |              |
|                   | 165    | 125            | 24   | 24    | 30,7 | 26,4  | 30,7 | 7,4-7,8         | 4492        | 56      | 60      | 60        | 22      | 23,6    | 23,6      | RAIL/4x2 | 0     | 0       |         |      |             |                |               |               |              |  |   |                 |       |              |
| EXP3 RAIL REGULAR | 140    | 93             | 23,5 | 23,5  | 29,6 | 25,3  | 29,6 | 4,9-5,1         | 3654        | 52      | 56      | 56        | 20,5    | 22      | 22        | RAIL/4x2 | 0     | 0       | +       | +    |             |                |               |               |              |  |   | +               | +     | +            |
|                   | 145    | 98             | 23,5 | 23,5  | 29,6 | 25,3  | 29,6 | 5,4-5,6         | 3786        | 53      | 57      | 57        | 20,9    | 22,4    | 22,4      | RAIL/4x2 | 0     | 0       |         |      |             |                |               |               |              |  |   |                 |       |              |
|                   | 150    | 111            | 23,5 | 23,5  | 29,6 | 25,3  | 29,6 | 5,9-6,1         | 3920        | 54      | 58      | 58        | 21,3    | 22,8    | 22,8      | RAIL/4x2 | 0     | 0       |         |      |             |                |               |               |              |  |   |                 |       |              |
| EXP3 RAIL NARROW  | 155    | 116            | 23,5 | 23,5  | 29,6 | 25,3  | 29,6 | 6,4-6,7         | 4054        | 55      | 59      | 59        | 21,7    | 23,2    | 23,2      | RAIL/4x2 | 0     | 0       | +       |      |             |                |               |               |              |  |   | +               | +     | +            |
|                   | 130    | 91             | 23   | 23    | 28,3 | 24    | 28,3 | 4 - 4,1         | 3204        | 45      | 49      | 49        | 17,7    | 19,3    | 19,3      | RAIL/4x2 | 0     | 0       |         |      |             |                |               |               |              |  |   |                 |       |              |
|                   | 135    | 96             | 23   | 23    | 28,3 | 24    | 28,3 | 4,2-4,5         | 3337        | 46      | 50      | 50        | 18,1    | 19,7    | 19,7      | RAIL/4x2 | 0     | 0       |         |      |             |                |               |               |              |  |   |                 |       |              |
| EXP WIDE          | 140    | 101            | 23   | 23    | 28,3 | 24    | 28,3 | 4,9 - 5         | 3459        | 47      | 51      | 51        | 18,5    | 20,1    | 20,1      | RAIL/4x2 | 0     | 0       | +       | +    |             |                |               |               |              |  | + | +               | +     |              |
|                   | 145    | 106            | 23   | 23    | 28,3 | 24    | 28,3 | 5,4-5,6         | 3585        | 48      | 52      | 52        | 18,9    | 20,5    | 20,5      | RAIL/4x2 | 0     | 0       |         |      |             |                |               |               |              |  |   |                 |       |              |
|                   | 150    | 111            | 23   | 23    | 28,3 | 24    | 28,3 | 5,9-6,1         | 3712        | 50      | 54      | 54        | 19,7    | 21,3    | 21,3      | RAIL/4x2 | 0     | 0       |         |      |             |                |               |               |              |  |   |                 |       |              |
| EXP WIDE EMEA     | 155    | 118            | 21   | 21    | 30,7 | 26,2  | 30,7 | 7,5             | 4154        | 55      | 55      | 59        | 21,7    | 21,7    | 23,2      | 4x2      | 0     | 0       | +       | +    |             |                |               |               |              |  | + |                 |       |              |
|                   | 160    | 122            | 21   | 21    | 30,9 | 26,4  | 30,9 | 7,9             | 4294        | 56      | 56      | 60        | 22      | 22      | 23,6      | 4x2      | 0     | 0       |         |      |             |                |               |               |              |  |   |                 |       |              |
| EXP REGULAR       | 165    | 126            | 21,5 | 21,5  | 31,2 | 26,6  | 31,2 | 8,3             | 4468        | 57      | 57      | 61        | 22,4    | 22,4    | 24        | 4x2      | 0     | 0       | +       |      |             |                |               |               |              |  | + |                 |       |              |
|                   | 140    | 108            | 20   | 20    | 28,5 | 24,4  | 28,5 | 6,4             | 3533        | 43      | 43      | 47        | 16,9    | 16,9    | 18,5      | 4x2      | 0     | 0       |         |      |             |                |               |               |              |  |   |                 |       |              |
|                   | 145    | 110            | 20,5 | 20,5  | 28,9 | 24,6  | 28,9 | 6,7             | 3695        | 53      | 53      | 57        | 20,9    | 20,9    | 22,4      | 4x2      | 0     | 0       |         |      |             |                |               |               |              |  |   |                 |       |              |
| EXP REGULAR EMEA  | 150    | 115            | 20,5 | 20,5  | 29,3 | 24,8  | 29,3 | 7,1             | 3847        | 54      | 54      | 58        | 21,3    | 21,3    | 22,8      | 4x2      | 0     | 0       | +       | +    |             |                |               |               |              |  | + |                 |       |              |
|                   | 155    | 118            | 21   | 21    | 29,5 | 25,0  | 29,5 | 7,5             | 3978        | 55      | 55      | 59        | 21,7    | 21,7    | 23,2      | 4x2      | 0     | 0       |         |      |             |                |               |               |              |  |   |                 |       |              |
|                   | 160    | 122            | 21   | 21    | 29,7 | 25,2  | 29,7 | 7,9             | 4114        | 56      | 56      | 60        | 22      | 22      | 23,6      | 4x2      | 0     | 0       |         |      |             |                |               |               |              |  |   |                 |       |              |
| EXP NARROW        | 135    | 101            | 20   | 20    | 27,1 | 23,2  | 27,1 | 6,5             | 3215        | 44      | 44      | 48        | 17,3    | 17,3    | 18,9      | 4x2      | 0     | 0       | +       | +    |             |                |               |               |              |  | + |                 |       |              |
|                   | 140    | 106            | 20   | 20    | 27,3 | 23,4  | 27,3 | 6,7             | 3364        | 46      | 46      | 50        | 18,1    | 18,1    | 19,7      | 4x2      | 0     | 0       |         |      |             |                |               |               |              |  |   |                 |       |              |
|                   | 145    | 110            | 20,5 | 20,5  | 27,7 | 23,6  | 27,7 | 6,9             | 3526        | 48      | 48      | 52        | 18,9    | 18,9    | 20,5      | 4x2      | 0     | 0       |         |      |             |                |               |               |              |  |   |                 |       |              |
| EXP JUNIOR        | 80     |                |      |       |      |       |      |                 |             |         |         |           |         |         |           |          |       |         | +       |      |             |                |               |               |              |  | + |                 |       |              |
|                   | 80     | 50             | 18   | 18    | 20   | 18    | 20   | 2,2/2,7         | 1451        | 26      | 26      | 30        | 10,2    | 10,2    | 11,8      | 4x2      | 0     | 0       |         |      |             |                |               |               |              |  |   |                 |       |              |
|                   | 90     | 58             | 19   | 19    | 21   | 18,5  | 21   | 2,5/3           | 1704        | 28      | 28      | 32        | 11      | 11      | 12,6      | 4x2      | 0     | 0       |         |      |             |                |               |               |              |  |   |                 |       |              |
|                   | 100    | 66             | 21,5 | 21,5  | 24,3 | 21,5  | 24,3 | 4               | 2077        | 31      | 31      | 35        | 12,2    | 12,2    | 13,8      | 4x2      | 0     | 0       |         |      |             |                |               |               |              |  |   |                 |       |              |
|                   | 110    | 76             | 21,5 | 21,5  | 25   | 22,0  | 25   | 4,8             | 2378        | 34      | 34      | 38        | 13,4    | 13,4    | 15        | 4x2      | 0     | 0       |         |      |             |                |               |               |              |  |   |                 |       |              |
|                   | 120    | 86             | 21,5 | 21,5  | 25,6 | 22,5  | 25,6 | 5,5             | 2694        | 37      | 37      | 41        | 14,6    | 14,6    | 16,1      | 4x2      | 0     | 0       |         |      |             |                |               |               |              |  |   |                 |       |              |
|                   | 130    | 96             | 21,5 | 21,5  | 26,1 | 23,0  | 26,1 | 6,9             | 3032        | 40      | 40      | 44        | 15,7    | 15,7    | 17,3      | 4x2      | 0     | 0       |         |      |             |                |               |               |              |  |   |                 |       |              |
| EXP JUNIOR EMEA   | 135    | 101            | 20   | 20    | 27,1 | 23,2  | 27,1 | 6,5             | 3215        | 44      | 44      | 48        | 17,3    | 17,3    | 18,9      | 4x2      | 0     | 0       | +       |      |             |                |               |               |              |  | + |                 |       |              |
|                   |        |                |      |       |      |       |      |                 |             |         |         |           |         |         |           |          |       |         |         |      |             |                |               |               |              |  |   |                 |       |              |

RENTAL UNISEX



EXP BOA®

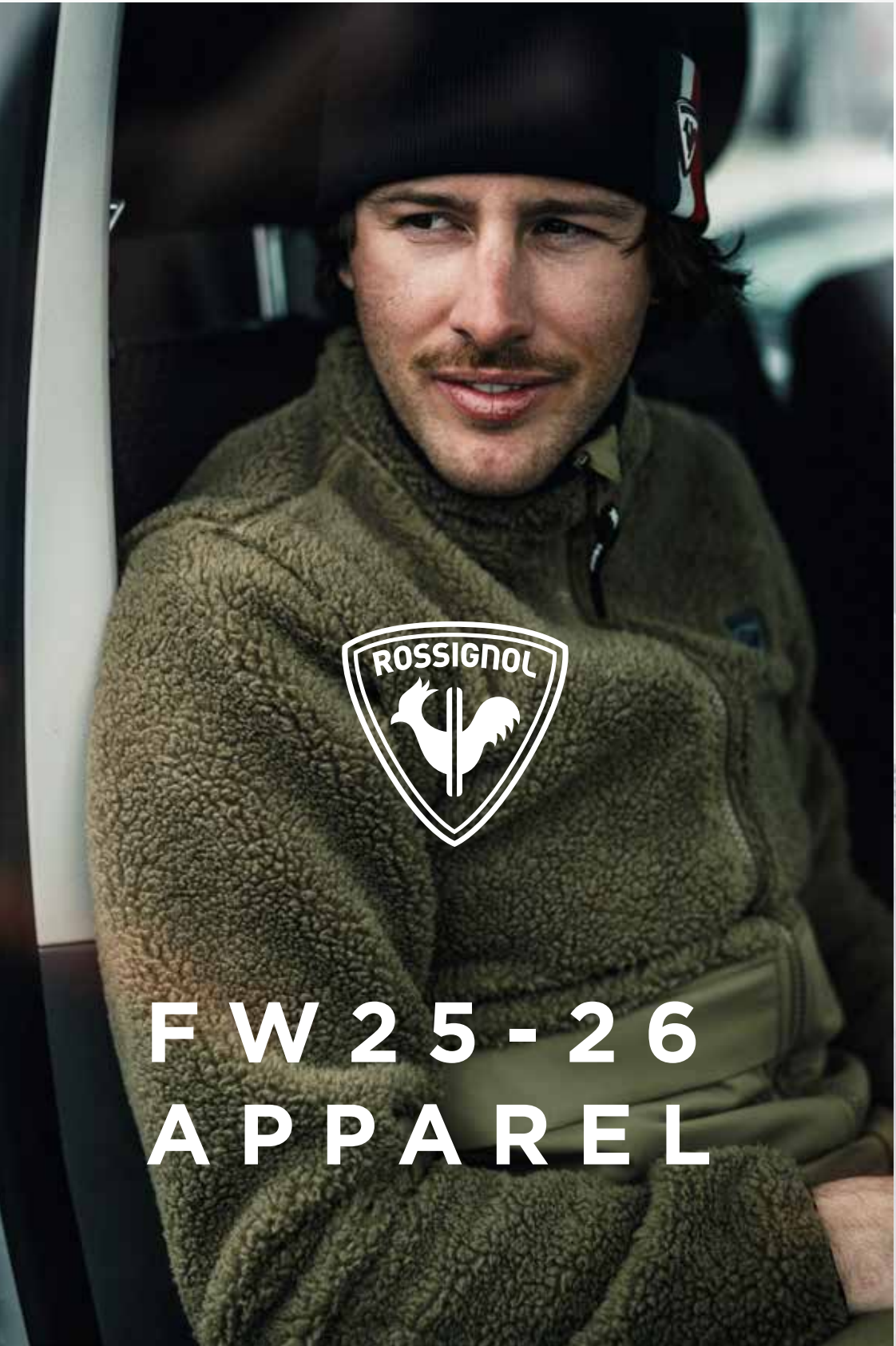
- RFM0041
- Unibody
- X-wrap tpr backstay
- Tpr toe cap and lace protector
- Us/mondo sizing on backstay and sole
- Leash attachment ring
- Bar code ready
- Boa® H4-R Coiler™ Fit System
- Exp color coding
- Sizes usm 5.5-15.5 / mp 230-330 / euro 36.5-48



- REPLY 4x4 M/L
- USM 8+
- RGJ0082
- REPLY 4X4 S/M
- USM 4 to 8
- RGJ0083







# TABLE OF CONTENTS

|                              |                   |
|------------------------------|-------------------|
| <b>SKI WEAR</b>              | <b>p. 126-139</b> |
| Hero                         | P. 126            |
| Men Piste                    | P. 128            |
| Women Piste                  | P. 130            |
| Racing Apparel (Others)      | P. 132            |
| <b>ASIAN FIT COLLECTION</b>  | <b>p. 134-139</b> |
| Demo                         | P. 134            |
| Junior Suit                  | P. 136            |
| Adult Suit                   | P. 138            |
| <b>LIFESTYLE COLLECTION</b>  | <b>p. 140-141</b> |
| <b>APPAREL TECHNOLOGIES</b>  | <b>p. 142-143</b> |
| <b>FOOTWEAR COLLECTION</b>   | <b>p. 144-145</b> |
| <b>FOOTWEAR TECHNOLOGIES</b> | <b>p. 146-147</b> |
| <b>BAG COLLECTION</b>        | <b>p. 148-153</b> |
| Bags Lifestyle               | P. 148            |
| Bags Technical               | P. 152            |
| <b>APPAREL SIZE CHARTS</b>   | <b>p. 154-157</b> |





**HERO VELIKA JKT**  
RLNMJ18  
¥74,000(税込¥81,400)  
• Fabric: 100% Polyester - Mechanical Stretch Twill  
• Waterproofness/breathability: 20K / 20K  
• Insulation: Primaloft® Black 100% PCR - Body 100g / Sleeves 80g  
• Features: Removable hood - Helmet compatible / Vent zip



**HERO VELIKA PT**  
RLNMP07  
¥40,000(税込¥44,000)  
• Fabric: 100% Polyester - Mechanical Stretch Twill  
• Waterproofness/breathability: 20K / 20K  
• Insulation: Primaloft® Black 100% PCR - 40g





SHELLS / THIRD LAYERS



SPORTS RED  
301

OVERSEES  
72Z

DARK NAVY  
715

**SALUVER JKT** XS-S-M-L-XL  
RLNMJ10

- ¥55,000(税込¥60,500)
- Fabric: 100% Polyester - Oxford
  - Waterproofness/breathability: 20K / 15K
  - Insulation: Recycled polyester padding - Body 100g / Sleeves 80g
  - Features: Fixed hood - Helmet compatible / Vent zip



SPORTS RED  
301



OVERSEES  
72Z



DARK NAVY  
715

**SKI PANT** XS-S-M-L-XL  
RLMMP02

- ¥32,000(税込¥35,200)
- Fabric: 100% Polyester - Mechanical Stretch Twill
  - Waterproofness/breathability: 20K / 20K
  - Insulation: Primaloft® Black 100% PCR - 40g



S-M-L-XL

S-M-L-XL-2XL

M-L-XL

BLACK  
200

TAN  
407

MULBERRY  
351

**CORBET'S JKT**  
RLNMJ22

- ¥58,000(税込¥63,800)
- Fabric: 100% Polyester - Oxford
  - Waterproofness/breathability: 20K / 15K
  - Insulation: Recycled polyester padding - Body 100g / Sleeves, collar & hood 80g
  - Features: Fixed hood - Helmet compatible / Vent zip



DUNE  
815



**RELAX BIB** S-M-L-XL  
RLMMP06

- ¥60,000(税込¥66,000)
- Fabric: 100% Polyester - Oxford
  - Waterproofness/breathability: 20K / 15K
  - Insulation: Primaloft® Black 100% PCR - 40g
  - Features: Vent zip



MULBERRY  
351



SOFT GREY  
23Q



FRESH GREEN  
69B

**RELAX PANT**  
RLMMP05

- ¥37,000(税込¥40,700)
- Fabric: 100% Polyester - Oxford
  - Waterproofness/breathability: 20K / 15K
  - Insulation: Primaloft® Black 100% PCR - 40g
  - Features: Vent zip







WHITE  
100

BLACK  
200

**W STACI PR PUFFY JKT** XS-S-M-L-XL  
RLNWJ24

¥55,000(税込¥60,500)

- Fabric: 100% Polyester - Recycled printed Oxford
- Waterproofness/breathability: 20K / 15K
- Insulation: Recycled Polydown 100% recycled Polyester for quilted parts / Recycled padding for flat parts of body and sleeves - 140g / 60g on hood
- Features: Removable hood - Removable fake fur

20,000



WHITE  
100

BLACK  
200

**W STACI PR PANT** XS-S-M-L-XL  
RLNWP04

¥30,000(税込¥33,000)

- Fabric: 100% Polyester - Recycled printed Oxford
- Waterproofness/breathability: 20K / 15K
- Insulation: Recycled 100% Polyester padding - 60g

20,000



BLACK  
200

BIRCH  
654

DEEP LAKE  
73G

**W CORBET'S JKT** XS-S-M-L-XL-2XL  
RLNWJ11

¥58,000(税込¥63,800)

- Fabric: 100% Polyester - Oxford
- Waterproofness/breathability: 20K / 15K
- Insulation: Recycled polyester padding - Body 100g / Sleeves, collar & hood 80g
- Features: Fixed hood - Helmet compatible / Vent zip

20,000



STEAM  
23Z

**W RELAX BIB** XS-S-M-L-XL  
RLMWP07

¥60,000(税込¥66,000)

- Fabric: 100% Polyester - Oxford
- Waterproofness/breathability: 20K / 15K
- Insulation: Primaloft® Black 100% PCR - 40g
- Features: Vent zip

20,000



BLACK  
200

DEEP LAKE  
73G

POWDER PINK  
337

**W RELAX PANT** XS-S-M-L-XL  
RLMWP06

¥37,000(税込¥40,700)

- Fabric: 100% Polyester - Oxford
- Waterproofness/breathability: 20K / 15K
- Insulation: Primaloft® Black 100% PCR - 40g
- Features: Vent zip

20,000





ADULT  
S-M-L-XL-XXL

JUNIOR (AGE)  
8-10-12-14



FIS  
FIS対応スーツ



**RACING JACKET ADULT**  
RLLS01A  
¥40,000(税込¥44,000)



**RACING SHORT ADULT**  
RLLS02A  
¥28,000(税込¥30,800)



**RACING JACKET JUNIOR**  
RLLS01J  
¥30,000(税込¥33,000)



**RACING SHORT JUNIOR**  
RLLS02J  
¥26,000(税込¥28,600)



**ROSSIGNOL COACH BIB PANTS** XS-S-M-L-XL-2XL  
RLNS08A  
¥80,000(税込¥88,000)

**RACING SUIT ADULT**  
RLMS06A  
¥90,000(税込¥99,000)

**RACING SUIT JUNIOR** 12-14  
RLMS06J  
¥80,000(税込¥88,000)



**INNER JACKET ADULT**  
RLLS04A  
¥32,000(税込¥35,200)

**INNER JACKET JUNIOR**  
RLLS04J  
¥24,000(税込¥26,400)



**LONGSHELL ADULT** S-M-L-XL  
RLLS05A  
¥45,000(税込¥49,500)



**RACING PANT ADULT**  
RLLS03A  
¥38,000(税込¥41,800)



**RACING PANT JUNIOR**  
RLLS03J  
¥32,000(税込¥35,200)



**WINDBREAKER JACKET** XS-S-M-L-XL-2XL  
RLNJJ30  
¥18,000(税込¥19,800)

**WINDBREAKER PANTS** XS-S-M-L-XL-2XL  
RLNJP30  
¥14,000(税込¥15,400)



**TRAINING JERSEY JACKET** XS-S-M-L-XL-2XL  
RLNJJ31  
¥15,000(税込¥16,500)

**TRAINING JERSEY PANTS** XS-S-M-L-XL-2XL  
RLNJP31  
¥12,000(税込¥13,200)





RLOJJ01  
WHITE  
RLOJP01  
WHITE

RLOJJ02  
RED  
RLOJP02  
RED

RLOJJ03  
SAXE  
RLOJP03  
SAXE



RLOJJ11  
P.BLUE / WHITE  
RLOJP11  
P.BLUE / WHITE

RLOJJ12  
GREY / BLACK  
RLOJP12  
GREY / BLACK

RLOJJ13  
YELLOW / BLACK  
RLOJP13  
YELLOW / BLACK



RLOJJ04  
PEACH  
RLOJP04  
PEACH

RLOJJ05  
BEIGE  
RLOJP05  
BEIGE

RLOJJ06  
NAVY  
RLOJP06  
NAVY



RLOJJ14  
RED / BLACK  
RLOJP14  
RED / BLACK

RLOJJ15  
BLACK / KHAKI  
RLOJP15  
BLACK / KHAKI

**DEMO JACKET**  
XS-S-M-L-XL-2XL  
¥60,000(税込¥66,000)

**DEMO PANTS**  
XS-S-M-L-XL-2XL  
¥50,000(税込¥55,000)

20,000mm 10,000g/m<sup>2</sup> 

20,000mm 10,000g/m<sup>2</sup> 

**DEMO TEAM JACKET**  
XS-S-M-L-XL-2XL  
¥50,000(税込¥55,000)

**DEMO TEAM PANTS**  
XS-S-M-L-XL-2XL  
¥40,000(税込¥44,000)

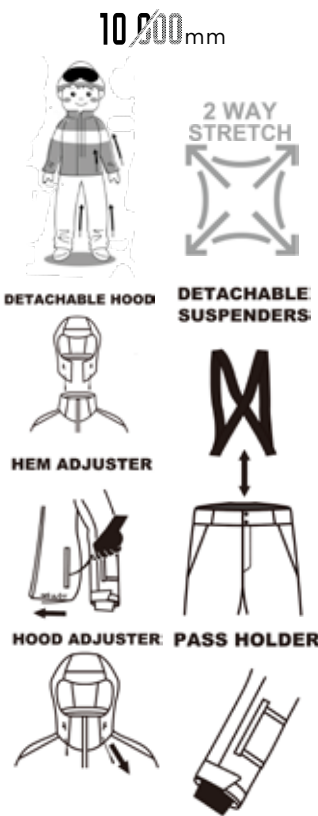
20,000mm 10,000g/m<sup>2</sup> 

20,000mm 10,000g/m<sup>2</sup> 





RLOJS02  
RED / NAVY



RLOJS01  
NAVY / BLUE



RLOJS03  
BEIGE / WHITE



RLOJS04  
NAVY / BEIGE


**DEMO TEAM JR SUIT**  
130-140-150-160cm  
¥33,000(税込¥36,300)



RLNJS31  
BLACK / RED



RLNJS32  
NAVY BLUE / LIME



RLNJS33  
BEIGE / ORANGE



RLNJS34  
PINK / BEIGE

**ROSSIGNOL JR SUIT**  
130-140-150-160cm  
¥22,000(税込¥24,200)

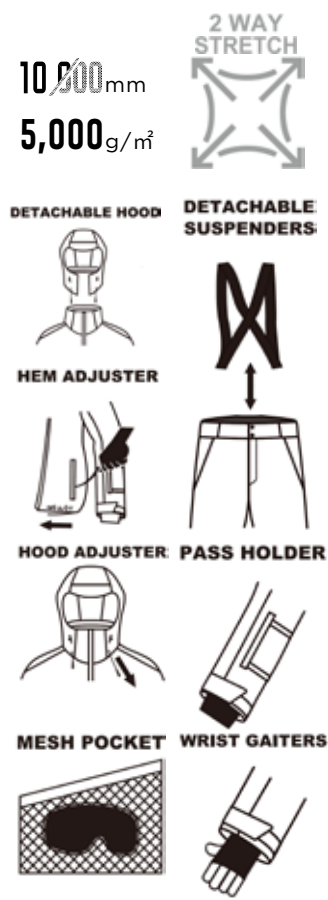






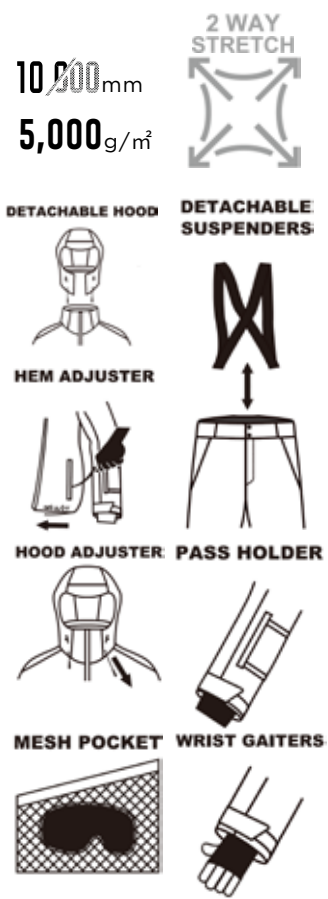
RLNJS11  
BLACK / BLACK

RLNJS12  
WHITE / CHACOAL



RLNJS21  
WHITE / BEIGE

RLNJS22  
CHACOAL / CHACOAL



RLNJS13  
NAVY / NAVY

RLNJS14  
RED / BLACK



RLNJS23  
MINT / BEIGE

RLNJS24  
PINK / BLACK

ROSSIGNOL SUIT S-M-L-XL  
¥40,000(税込¥44,000)

ROSSIGNOL LADYS SUIT  
S-M-L-XL  
¥40,000(税込¥44,000)





**ROSSI HOOD JKT** XS-S-M-L-XL  
RLJMJ89  
¥39,000(税込¥42,900)



**BLUE YONDER 72F** XS-S-M-L-XL  
**ROSSI LIGHT HOOD JKT** RLMMJ62  
¥39,000(税込¥42,900)  
• Fabric: 100% Polyamide / Soft Ripstop  
• Insulation: Fake Down - 100% Polyester - 80g  
• Features: Fixed hood



**W ROSSI HOOD JKT** S-M-L  
RLJWL33  
¥39,000(税込¥42,900)



**W ROSSI LIGHT HOOD JKT** XS-S-M-L-XL  
RLMWJ75  
¥39,000(税込¥42,900)  
• Fabric: 100% Polyamide - Soft Ripstop  
• Insulation: Fake Down - 100% Polyester - 80g  
• Features: Fixed hood



**ROSSI JKT** XS-S-M-L  
RLJMJ90  
¥36,000(税込¥39,600)



**BLUE YONDER 72F** XS-S-M-L-XL  
**ROSSI LIGHT JKT** RLMMJ63  
¥36,000(税込¥39,600)  
• Fabric: 100% Polyamide / Soft Ripstop  
• Insulation: Fake Down - 100% Polyester - 80g



**W ROSSI JKT** XS-S-M-L  
RLJWL34  
¥36,000(税込¥39,600)



**W ROSSI LIGHT JKT** XS-S-M-L-XL  
RLMWJ76  
¥36,000(税込¥39,600)  
• Fabric: 100% Polyamide - Soft Ripstop  
• Insulation: Fake Down - 100% Polyester - 80g



**ROSSI VEST** XS-S-M-L-XL  
RLJMJ91  
¥32,000(税込¥35,200)



**BLUE YONDER 72F** XS-S-M-L-XL  
**ROSSI LIGHT VEST** RLMMJ64  
¥32,000(税込¥35,200)  
• Fabric: 100% Polyamide / Soft Ripstop  
• Insulation: Fake Down - 100% Polyester - 80g



**W ROSSI VEST** XS-S-M-L-XL  
RLJWL35  
¥32,000(税込¥35,200)



**W ROSSI LIGHT VEST** XS-S-M-L-XL  
RLMWJ77  
¥32,000(税込¥35,200)  
• Fabric: 100% Polyamide - Soft Ripstop  
• Insulation: Fake Down - 100% Polyester - 80g





## TECHNOLOGIES FOR APPAREL

sympatex®

WELDED  
TECHNOLOGY



SYMPATEX®

非常に高い耐水圧と透湿性を持ち、環境にも優しいメンブレン素材。  
柔軟性と耐久性にも優れる。

WELDED

ボンディング加工を施した断熱素材。  
従来のダウンジャケットとは異なり、防湿性を重点的に強化。

DUVET DU FAUBOURG (デュベ・デュ・フォブール)

フランスの老舗ダウンメーカー「Duvet du Faubourg(デュベ・デュ・フォブール)」の最上級ダウンを使用。あらゆる天候に対応し、暖かく快適。Dunt Rack Down & Feathersによるトレーサブルダウンの認証取得済み。

PRIMALOFT®

ダウンに代わる新しい合成断熱材。撥水加工が施されており、水に濡れても体温を維持。  
非常にコンパクトで柔軟な素材。

THERMOPLUME

天然のグースダウンさながらの軽さと暖かさ、圧縮性を備えた素材。  
独自仕上げにより、濡れた状態でも暖かさを維持。

GRS

プリマロフト素材にのみ適用。グローバル・リサイクルド・スタンダード(GRS)。  
リサイクル素材の認証要件を定めた国際規格。

INSULATION 160/100

合成保温材。使用する部分に合わせて重さを調整し、部位ごとに最適な暖かさを実現。  
身体用…160 / 腕用…100

POLYDOWN

合成ダウン。マイクロファイバー・ポリエステルという独自のコンセプトでダウンに近い保温性を実現。

R-WARM

多くの製品に適用。製品ごとに素材の使用量を調整し、最適な保温性と通気性を提供。

MERINO WOOL

保温性、通気性、耐久性、抗菌速乾に優れた素材。  
通常のウールより薄くて柔らかく、肌触りの良い快適な着心地を実現。

JUNIOR LENGTH ADJUSTER

ASIAN FIT JR SUITに採用。子どもの成長に合わせて袖丈、股下、着丈の長さが調節可能。  
JIS企画対応仕様。表記サイズ-15cmまで対応。(例: 160cm…145~160cm対応)



SEAMFREE

20,000  
10,000

### PERFORMANCE IMPROVEMENT WITH EXCLUSIVE TECHNOLOGIES

STRETCHABILITY

4WAY(2WAY)ストレッチにより、あらゆる動きに対応。

SEAMFREE

シームレス構造により軽量化。摩擦が少なく、伸縮性・防水性・透湿性に優れる。

WATERPROOF MEMBRANES

10,000mm(10,000g/m<sup>2</sup>)、20,000mm(20,000g/m<sup>2</sup>)の耐水圧(透湿性)を保証。

DURABLE WATER REPELLENT TREATMENT

超撥水加工、Durable Water Repellent (DWR)加工を施すことで、  
水滴がウェアに沿って滴り落ち、内部への侵入を抑える。

R-DRY

速乾素材を使用した製品に対応。

37.5™ TECHNOLOGY

衣服内温度を37.5℃に保つ機能。

- 速乾性
- 体温調節性能
- ココナッツ由来の天然繊維
- 優れた水分調節性能
- 洗濯における高い耐久性







# OUTDOOR FOOTWEAR

アブレスキー、ハイキングに最適な  
ロシニョールのスノーシューズ。



## ROSSI PODIUM

アブレスキーの良きパートナーとして活躍してくれる、  
ロシニョールのウィンタースニーカー。  
山の中でも街中でも、あなたのライフスタイルにフィットしてくれる。

用途: アブレスキー

機能: 高い快適性、保温性、耐久性、グリップ力

主な素材: ナイロン

特徴: 防水性、透湿性に優れたWR/TEXメンブレンを採用

足裏の圧迫感を軽減するセンサー3インソール

ラバーソールにより、凍結した路面や雪道でも確実なグリップ力を発揮

フィット感: クラシックフィット

## UNISEX



BLACK  
200

**ROSSI PODIUM BLACK** 22-29 cm  
RNLMC06  
¥27,000(税込¥29,700)



NAVY  
705

**ROSSI PODIUM NAVY** 22.5-28.5 cm (1cm刻み)  
RNLMC07  
¥27,000(税込¥29,700)



WHITE  
100

**ROSSI PODIUM WHITE** 23.5-28.5 cm (1cm刻み)  
RNLMC08  
¥27,000(税込¥29,700)



GREY  
231

**ROSSI PODIUM HERO** 22-29 cm  
RNLMC09  
¥27,000(税込¥29,700)



SPORTS RED  
301

**ROSSI PODIUM SPORTS RED** 22-29 cm (1cm刻み)  
RNLMC22  
¥27,000(税込¥29,700)



sensor



## MEN



ONYX GREY / BLACK  
23S

**ROSSI PODIUM ONYX GREY** 25.5-28.5 cm  
RNNM070  
¥27,000(税込¥29,700)



BBR  
903

**ROSSI PODIUM BBR 2.0** 25.5-28.5 cm  
RNNM080  
¥27,000(税込¥29,700)

## WOMEN



WHITE  
100

**W ROSSI PODIUM WHITE-BLACK** 23-25.5 cm  
RNNW080  
¥27,000(税込¥29,700)



POWDER PINK / COPPER PINK  
35G

**W ROSSI PODIUM POWDER PINK** 23-25.5 cm  
RNNW070  
¥27,000(税込¥29,700)



sensor



# TECHNOLOGIES



**sensor**

## センサー3システムソール

負荷のかかりやすい拇指球(親指の根もと)、小指球(小指の根もと)、かかと三点の痛みを軽減し、長時間のランニングでも痛くならないリラックスソール。



**WR/TEX**

## 防水メンブレン素材 WR/TEX

防水性と透湿性に優れ、着用中も足をドライに保つ。



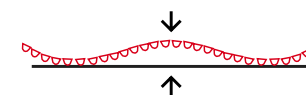
**DWR  
FINISH**

## DWR(DURABLE WATER REPELLENT)加工

超撥水加工、Durable Water Repellent (DWR)加工を施すことで、優れた撥水性を発揮。

## EXCELLENT GRIP

ラバーソールが地面を的確に捉え、どんな地形でも確実なグリップを発揮。



## 快適性を高める8mmドロップ

ドロップとは、ランニングシューズのかかととつま先部分における高低差のこと。

8mmドロップにより、ランニングやウォーキング中、快適さとパフォーマンス性のバランスが取れる姿勢に保つ。





BAGS  
LIFESTYLE

DUFFLE BAG  
¥18,000(税込¥19,800)



| SIZE             | WEIGHT |
|------------------|--------|
| L550*W300*H300mm | 905G   |



RKMCB01 DUFFLE BAG 60L  
BLACK

RKMCB02 DUFFLE BAG 60L  
GREY

RKMCB03 DUFFLE BAG 60L  
ACINUS LEAF

RKMCB04 DUFFLE BAG 60L  
HERO

TOTE BAG  
¥10,000(税込¥11,000)



| SIZE             | WEIGHT |
|------------------|--------|
| L450*W220*H360mm | 490G   |

NEW



RKMCD01 TOTE BAG 30L  
BLACK

RKMCD02 TOTE BAG 30L  
ACINUS LEAF

RKMCD03 TOTE BAG 30L  
POWDER PINK

BACK TO THE GAMES  
¥8,000(税込¥9,800)



| SIZE             | WEIGHT |
|------------------|--------|
| L230*W120*H400mm | 727G   |



RKMCS05 BACK TO THE GAMES  
12L BLACK

RKMCS01 BACK TO THE GAMES  
12L BBR

RKMCS02 BACK TO THE GAMES  
12L GREEN

RKMCS03 BACK TO THE GAMES  
12L WHITECAP

RKMCS04 BACK TO THE GAMES  
12L BLUE

BAGS  
LIFESTYLE

COMMUTERS 25 L  
¥19,000(税込¥20,900)



| SIZE             | WEIGHT |
|------------------|--------|
| L280*W180*H500mm | 685G   |



RKMBZ04 COMMUTERS BAG 25L  
GREY PFC FREE



RKMBZ05 COMMUTERS BAG 25L  
HOT RED PFC FREE



RKMBZ06 COMMUTERS BAG 25L  
ACINUS LEAF PFC FREE



RKMBZ07 COMMUTERS BAG 25L  
BLACK PFC FREE

BACK TO SCHOOL 20 L  
¥11,000(税込¥12,100)

| SIZE             | WEIGHT |
|------------------|--------|
| L280*W150*H470mm | 570G   |



RKLB218 COMMUTERS  
BACKTOSCHOOL  
20L BLACK



RKLB219 COMMUTERS  
BACKTOSCHOOL  
20L PINK



RKLB220 COMMUTERS  
BACKTOSCHOOL  
20L GREY



RKLB221 COMMUTERS  
BACKTOSCHOOL  
20L YELLOW



RKLB225 COMMUTERS  
BACKTOSCHOOL  
20L DARK BLUE



RKLB226 COMMUTERS  
BACKTOSCHOOL  
20L ACINUS LEAF



COMMUTERS 15 L  
¥15,000(税込¥16,500)

| SIZE             | WEIGHT |
|------------------|--------|
| L260*W140*H450mm | 535G   |



RKKB205 COMMUTERS BAG  
15L BLACK



RKKB206 COMMUTERS BAG  
15L BBR



RKLB216 COMMUTERS BAG  
15L GREY



RKLB215 COMMUTERS BAG  
15L ACINUS LEAF



RKMBY03 COMMUTERS BAG  
15L POWDER PINK





BAGS  
TECHNICAL

ESCAPER ACTIVE  
¥11,000(税込¥12,100)

| SIZE            | WEIGHT |
|-----------------|--------|
| L190*W80*H480mm | 350G   |




RKMCP03 ESCAPER ACTIVE 8L  
GREY

RKMCP04 ESCAPER ACTIVE 8L  
BLUE

RKMCP01 ESCAPER ACTIVE 8L  
POWDER PINK

ESCAPER BIKE  
¥17,000(税込¥18,700)

| SIZE           | WEIGHT |
|----------------|--------|
| L190*W80*480mm | 720G   |



RKMCQ01 ESCAPER BIKE 12L  
GREY

RKMCQ04 ESCAPER BIKE 12L  
GREEN

ESCAPER TOUR  
¥20,000(税込¥22,000)

| SIZE             | WEIGHT |
|------------------|--------|
| L250*W140*H500mm | 1,05KG |



RKMCR01 ESCAPER TOUR 25L  
GREY

RKMCR02 ESCAPER TOUR 25L  
UMBER

RKMCR05 ESCAPER TOUR 25L  
BLUE

ESCAPER FREE  
¥24,000(税込¥26,400)

| SIZE             | WEIGHT |
|------------------|--------|
| L170*W270*H560mm | 900G   |



RKMCE01 ESCAPER FREE 25L  
BLACK



RKMCE02 ESCAPER FREE 25L  
BIRCH



RKMCE03 ESCAPER FREE 25L  
COPPER PINK



ESCAPER UNLIMITED  
¥20,000(税込¥22,000)

| SIZE             | WEIGHT |
|------------------|--------|
| L300*W150*H460mm | 535G   |



RKMCF01 ESCAPER UNLIMITED  
18L ONYX GREY



RKMCF02 ESCAPER UNLIMITED  
18L TAN





SKIWEAR SIZE CHARTS

MEN (cm)

| サイズ  | XS    | S     | M      | L       | XL      |
|------|-------|-------|--------|---------|---------|
| 胸囲   | 87-91 | 92-96 | 97-101 | 102-106 | 107-111 |
| ウエスト | 74-78 | 79-83 | 84-88  | 89-93   | 94-98   |
| 腰回り  | 85-89 | 90-94 | 95-99  | 100-104 | 105-109 |

WOMEN (cm)

| サイズ  | XS    | S     | M      | L       | XL      |
|------|-------|-------|--------|---------|---------|
| 胸囲   | 81-84 | 85-88 | 89-92  | 93-97   | 98-102  |
| ウエスト | 67-70 | 71-74 | 75-78  | 79-83   | 84-88   |
| 腰回り  | 89-92 | 93-96 | 97-100 | 101-105 | 106-110 |

SKIWEAR SIZE CHARTS - ASIAN FIT

|                  |      | (cm) |      |     |      |     |      |
|------------------|------|------|------|-----|------|-----|------|
| DEMO JACKET      | 目安身長 | 160  | 165  | 170 | 175  | 180 | 185  |
|                  | サイズ  | XS   | S    | M   | L    | XL  | 2XL  |
| DEMO JACKET      | 着丈   | 64   | 67   | 70  | 73   | 76  | 79   |
|                  | 胸囲   | 111  | 115  | 119 | 123  | 100 | 131  |
|                  | 裾囲   | 106  | 108  | 111 | 115  | 119 | 123  |
|                  | 肩幅   | 44   | 46   | 48  | 50   | 52  | 54   |
|                  | 袖丈   | 60.5 | 62.5 | 64  | 66.5 | 69  | 71.5 |
| DEMO PANTS       | ウエスト | 76   | 78   | 81  | 85   | 89  | 93   |
|                  | 大腿囲  | 62   | 65   | 68  | 71   | 74  | 77   |
|                  | 脇丈   | 92   | 95   | 98  | 102  | 106 | 110  |
|                  | 股下丈  | 72   | 74   | 76  | 79   | 82  | 85   |
|                  | 膝囲   | 51   | 52   | 53  | 53   | 53  | 54   |
|                  | 足口囲  | 51   | 52   | 53  | 53   | 53  | 54   |
| DEMO TEAM JACKET | 着丈   | 64   | 67   | 70  | 73   | 76  | 79   |
|                  | 胸囲   | 111  | 115  | 119 | 123  | 127 | 131  |
|                  | 裾囲   | 106  | 108  | 111 | 115  | 119 | 123  |
|                  | 衿丈   | 82.5 | 85.5 | 88  | 91.5 | 95  | 98.5 |
| DEMO TEAM PANTS  | ウエスト | 76   | 78   | 81  | 85   | 89  | 93   |
|                  | 大腿囲  | 62   | 65   | 68  | 71   | 74  | 77   |
|                  | 脇丈   | 92   | 95   | 98  | 102  | 106 | 110  |
|                  | 股下丈  | 72   | 74   | 76  | 79   | 82  | 85   |
|                  | 膝囲   | 51   | 52   | 53  | 53   | 53  | 54   |
|                  | 足口囲  | 51   | 52   | 53  | 53   | 53  | 54   |

| DEMO TEAM JR SUIT        | 目安身長 | 165/155(W) | 170/160(W) | 175/165(W) | 180/170(W) |
|--------------------------|------|------------|------------|------------|------------|
|                          | サイズ  | S/130(JR)  | M/140(JR)  | L/150(JR)  | XL/160(JR) |
| DEMO TEAM JR SUIT        | 着丈   | 56         | 60         | 64         | 68         |
|                          | 胸囲   | 96         | 100        | 106        | 112        |
|                          | 裾囲   | 97         | 100        | 104        | 110        |
|                          | 肩幅   | 38         | 40         | 42         | 45         |
|                          | 袖丈   | 49         | 53         | 56         | 59         |
|                          | ウエスト | 70         | 72         | 76         | 80         |
|                          | 大腿囲  | 54         | 57         | 60         | 64         |
|                          | 脇丈   | 82         | 88         | 94         | 100        |
|                          | 股下丈  | 60         | 65         | 70         | 75         |
|                          | 足口囲  | 50         | 50         | 52         | 54         |
| ROSSIGNOL SUIT           | 着丈   | 70         | 73         | 76         | 79         |
|                          | 胸囲   | 116        | 120        | 124        | 128        |
|                          | 裾囲   | 111        | 114        | 118        | 122        |
|                          | 肩幅   | 48         | 50         | 52         | 54         |
|                          | 袖丈   | 61         | 62.5       | 65         | 67.5       |
|                          | ウエスト | 83         | 86         | 90         | 94         |
|                          | 大腿囲  | 67         | 70         | 73         | 76         |
|                          | 脇丈   | 96.5       | 99.5       | 103.5      | 107.5      |
|                          | 股下丈  | 75         | 77         | 80         | 83         |
|                          | 足口囲  | 52.5       | 53.5       | 53.5       | 53.5       |
| ROSSIGNOL LADYS SUIT (W) | 着丈   | 71         | 73         | 75         | 78         |
|                          | 胸囲   | 103        | 106        | 109        | 112        |
|                          | 裾囲   | 108        | 110        | 112        | 115        |
|                          | 肩幅   | 39         | 40         | 41         | 42         |
|                          | 袖丈   | 63.5       | 65         | 66.5       | 68.5       |
|                          | ウエスト | 76         | 78         | 80         | 83         |
|                          | 大腿囲  | 64.5       | 66.5       | 68.5       | 71.5       |
|                          | 脇丈   | 94         | 97.5       | 100        | 104        |
|                          | 股下丈  | 71.5       | 74         | 76.5       | 79.5       |
|                          | 足口囲  | 51         | 52         | 52         | 52         |
| ROSSIGNOL JR SUIT        | 着丈   | 56         | 60         | 64         | 68         |
|                          | 胸囲   | 96         | 100        | 106        | 112        |
|                          | 裾囲   | 97         | 100        | 104        | 110        |
|                          | 肩幅   | 38         | 40         | 42         | 45         |
|                          | 袖丈   | 49         | 53         | 56         | 59         |
|                          | ウエスト | 70         | 72         | 76         | 80         |
|                          | 大腿囲  | 54         | 57         | 60         | 64         |
|                          | 脇丈   | 82         | 88         | 94         | 100        |
|                          | 股下丈  | 60         | 65         | 70         | 75         |
|                          | 足口囲  | 50         | 50         | 52         | 54         |



JUNIOR

|       | 12      | 14      |
|-------|---------|---------|
| SIZE  | 132-142 | 142-152 |
| CHEST | 64-72   | 68-78   |
| WAIST | 56-62   | 58-66   |

ADULT

| cm/kg | 30 | 35 | 40 | 45 | 50 | 55 | 60 | 65 | 70 | 75 | 80 | 85 | 90  | 95 |
|-------|----|----|----|----|----|----|----|----|----|----|----|----|-----|----|
| 205   |    |    |    |    |    |    |    |    |    |    |    |    |     |    |
| 200   |    |    |    |    |    |    |    |    |    |    |    |    |     |    |
| 195   |    |    |    |    |    |    |    |    |    |    |    |    | XXL |    |
| 190   |    |    |    |    |    |    |    |    |    |    |    |    |     |    |
| 185   |    |    |    |    |    |    |    |    |    | XL |    |    |     |    |
| 180   |    |    |    |    |    |    |    |    |    |    |    |    |     |    |
| 175   |    |    |    |    |    |    |    | L  |    |    |    |    |     |    |
| 170   |    |    |    |    |    | M  |    |    |    |    |    |    |     |    |
| 165   |    |    |    |    |    |    |    |    |    |    |    |    |     |    |
| 160   |    |    |    |    |    |    |    |    |    |    |    |    |     |    |
| 155   |    |    |    |    |    |    |    |    |    |    |    |    |     |    |
| 150   |    |    |    | S  |    |    |    |    |    |    |    |    |     |    |
| 145   |    |    | XS |    |    |    |    |    |    |    |    |    |     |    |
| 140   |    |    |    |    |    |    |    |    |    |    |    |    |     |    |
| 135   |    |    |    |    |    |    |    |    |    |    |    |    |     |    |

# RACING SUIT SIZE CHARTS

# RACING APPAREL SIZE CHARTS

| RACING JKT  | RLLS01J |      |    |    | RLLS01A |    |    |    |
|-------------|---------|------|----|----|---------|----|----|----|
|             | 8       | 10   | 12 | 14 | S       | M  | L  | XL |
| 1/2 Chest   | 45      | 47,5 | 50 | 52 | 54      | 56 | 58 | 60 |
| 1/2 Waist   | 42      | 44,5 | 47 | 49 | 52      | 54 | 56 | 58 |
| Back height | 57      | 59   | 62 | 65 | 67      | 70 | 73 | 76 |

| INNER JACKET | RLLS04J |      |      |      | RLLS04A |      |      |      |
|--------------|---------|------|------|------|---------|------|------|------|
|              | 8       | 10   | 12   | 14   | S       | M    | L    | XL   |
| 1/2 Chest    | 40,5    | 44,0 | 47,5 | 51,0 | 52,0    | 54,0 | 56,0 | 58,0 |
| 1/2 Waist    | 39,5    | 43,0 | 46,5 | 48,0 | 50,0    | 51,0 | 52,0 | 54,0 |
| Back height  | 48,0    | 53,0 | 58,0 | 63,0 | 67      | 68   | 69   | 70   |

| RACING SHORT   | RLLS02J |      |      |      | RLLS02A |      |    |      |
|----------------|---------|------|------|------|---------|------|----|------|
|                | 8       | 10   | 12   | 14   | S       | M    | L  | XL   |
| 1/2 Waist      | 30      | 32,5 | 35   | 37,5 | 40      | 42,5 | 45 | 47,5 |
| 1/2 Hips       | 39      | 42   | 45   | 48   | 50      | 52,5 | 55 | 57,5 |
| 1/2 Thigh      | 25      | 26   | 27,5 | 29   | 30,5    | 32   | 33 | 34,5 |
| Outside length | 41      | 44   | 47   | 49   | 51      | 53   | 55 | 57   |

| RACING PANT    | RLLS03J |      |    |      | RLLS03A |      |     |      |
|----------------|---------|------|----|------|---------|------|-----|------|
|                | 8       | 10   | 12 | 14   | S       | M    | L   | XL   |
| 1/2 Waist      | 30      | 32,5 | 35 | 37   | 41      | 43,5 | 46  | 48,5 |
| 1/2 Hips       | 39      | 43   | 46 | 48,5 | 51      | 53,5 | 56  | 58,5 |
| 1/2 Thigh      | 25,5    | 26,5 | 28 | 29,5 | 31      | 32,5 | 34  | 35,5 |
| Outside length | 81      | 88   | 95 | 102  | 106     | 108  | 110 | 112  |


| LONGSHELL   | RLLS05A |     |     |     |
|-------------|---------|-----|-----|-----|
|             | S       | M   | L   | XL  |
| 1/2 Chest   | 61      | 65  | 69  | 73  |
| 1/2 Bottom  | 59      | 63  | 67  | 71  |
| Back height | 100     | 108 | 116 | 124 |



|             | S   | M   | L   | XL  |
|-------------|-----|-----|-----|-----|
| 1/2 Chest   | 61  | 65  | 69  | 73  |
| 1/2 Bottom  | 59  | 63  | 67  | 71  |
| Back height | 100 | 108 | 116 | 124 |





# 25 - 26 CROSS COUNTRY


## SKIS RACE EXPERT


|   |  |  |  |                       |  |                   |  |             |       |        |       |       |
|---|--|--|--|-----------------------|--|-------------------|--|-------------|-------|--------|-------|-------|
|  |  |  |  |                       |  | CARRY OVER        |  |             |       |        |       |       |
| X-IUM SKATING PREMIUM+ S1   |  |  |  | RHNCU01               |  | COMFORT           |  | PERFORMANCE |       | EXPERT |       |       |
| Associated product : Premium+ Skate   |  |  |  | RJO1002               |  | Sizes             |  | 173         | 178   | 183    | 188   | 193   |
| Sidecuts : 40/44/43/43  |  |  |  | Weight : 520 gr / 188 |  | Skier weight (kg) |  | 35-45       | 40-50 | 50-65  | 65-75 | 75-85 |

|   |  |   |                          |  |       |       |                    |       |               |  |
|---|--|---|--------------------------|--|-------|-------|--------------------|-------|---------------|--|
|  |  |  |                          |  |       |       |                    |       |               |  |
| <b>X-IUM SKATING PREMIUM+ S2</b>  |  | <b>RHNCU02</b>  | <b>COMFORT</b>           |  |       |       | <b>PERFORMANCE</b> |       | <b>EXPERT</b> |  |
| <b>Associated product :</b> Premium+ Skate  |  | <b>RJO1002</b>  | <b>Sizes</b>             |  | 178   | 183   | 188                | 193   |               |  |
| <b>Sidecuts :</b> 40/44/43/43   |  | <b>Weight :</b> 520 gr / 188  | <b>Skier weight (kg)</b> |  | 53-60 | 55-65 | 69-76              | 78-85 |               |  |

|   |  |                       |                   |       |             |       |        |       |
|---|--|-----------------------|-------------------|-------|-------------|-------|--------|-------|
|  |  | <div>CARRY OVER</div> |                   |       |             |       |        |       |
| <b>X-IUM SKATING PREMIUM+ SX</b>  |  | <b>RHNCZ03</b>        | COMFORT           |       | PERFORMANCE |       | EXPERT |       |
| Associated product : Premium+ Skate   |  | RJO1002               | Sizes             | 173   | 178         | 183   | 188    | 193   |
| Sidecuts : 40/44/43/43  |  | Weight : 520 gr / 188 | Skier weight (kg) | 35-45 | 40-50       | 50-65 | 65-75  | 75-85 |

|   |  |  |  |                       |  |                   |  |             |       |        |       |       |
|---|--|--|--|-----------------------|--|-------------------|--|-------------|-------|--------|-------|-------|
|  |  |  |  |                       |  | CARRY OVER        |  |             |       |        |       |       |
| X-IUM SKATING PREMIUM+ S3   |  |  |  | RHNCZ01               |  | COMFORT           |  | PERFORMANCE |       | EXPERT |       |       |
| Associated product : Premium+ Skate   |  |  |  | RJO1002               |  | Sizes             |  | 173         | 178   | 183    | 188   | 193   |
| Sidecuts : 40/44/43/43  |  |  |  | Weight : 520 gr / 188 |  | Skier weight (kg) |  | 35-45       | 40-50 | 50-65  | 65-75 | 75-85 |

|   |  |  |  |                       |  |                   |  |             |       |            |       |
|---|--|--|--|-----------------------|--|-------------------|--|-------------|-------|------------|-------|
|  |  |  |  |                       |  |                   |  |             |       | CARRY OVER |       |
| <b>X-IUM CLASSIC PREMIUM+ C1</b>  |  |  |  | RHNCs01               |  | COMFORT           |  | PERFORMANCE |       | EXPERT     |       |
|   |  |  |  |                       |  |                   |  |             |       |            |       |
| Associated product : Premium+ Classic   |  |  |  | RJO1003               |  | Sizes             |  | 190         | 197   | 202        | 207   |
| Sidecuts : 40/44/44/44  |  |  |  | Weight : 495 gr / 197 |  | Skier weight (kg) |  | <45-60      | 50-65 | 65-75      | 70-90 |


|   |  |                              |                          |       |             |       |        |  |
|---|--|------------------------------|--------------------------|-------|-------------|-------|--------|--|
|  |  | <div>CARRY OVER</div>        |                          |       |             |       |        |  |
| <b>X-IUM CLASSIC PREMIUM+ C2</b>  |  | <b>RHNCs02</b>               | COMFORT                  |       | PERFORMANCE |       | EXPERT |  |
| <b>Associated product :</b> Premium+ Classic  |  | <b>RJO1003</b>               | <b>Sizes</b>             | 190   | 197         | 202   | 207    |  |
| <b>Sidecuts :</b> 40/44/44/44   |  | <b>Weight :</b> 495 gr / 197 | <b>Skier weight (kg)</b> | 45-46 | 55-64       | 65-75 | 75-85  |  |

| X-IUM CLASSIC PREMIUM+ C2 SOFT        |  | RHNCs03               |                   |       |       |       |       |  |
|---------------------------------------|--|-----------------------|-------------------|-------|-------|-------|-------|--|
| Associated product : Premium+ Classic |  | RJO1003               | Sizes             | 190   | 197   | 202   | 207   |  |
| Sidecuts : 40/44/44/44                |  | Weight : 495 gr / 197 | Skier weight (kg) | 45-46 | 55-64 | 65-75 | 75-85 |  |

|   |  |  |  |  |  |                       |  |                   |  |             |       |        |        |  |
|---|--|--|--|--|--|-----------------------|--|-------------------|--|-------------|-------|--------|--------|--|
|  |  |  |  |  |  |                       |  |                   |  | CARRY OVER  |       |        |        |  |
| X-IUM CLASSIC PREMIUM+ C3   |  |  |  |  |  | RHNC505               |  | COMFORT           |  | PERFORMANCE |       | EXPERT |        |  |
|   |  |  |  |  |  |                       |  |                   |  |             |       |        |        |  |
| Associated product : Premium+ Classic   |  |  |  |  |  | RJO1003               |  | Sizes             |  | 190         | 197   | 202    | 207    |  |
| Sidecuts : 40/44/44/44  |  |  |  |  |  | Weight : 495 gr / 197 |  | Skier weight (kg) |  | 45-60       | 50-70 | 60-80  | 75-95+ |  |




# R-SKIN RACE EXPERT



CARRY OVER

|                                       |                       |
|---------------------------------------|-----------------------|
| <b>X-IUM PREMIUM + R-SKIN</b>         | RHNC506               |
| Associated product : Premium+ Classic | RJO1003               |
| Sidecuts : 40/44/44/44                | Weight : 495 gr / 197 |

| COMFORT           |       | PERFORMANCE |       | EXPERT |  |
|-------------------|-------|-------------|-------|--------|--|
| Sizes             | 190   | 197         | 202   | 207    |  |
| Skier weight (kg) | 45-60 | 60-75       | 65-80 | 80-100 |  |



CARRY OVER


|                                       |                       |
|---------------------------------------|-----------------------|
| <b>X-IUM R-SKIN</b>                   | RHNCP02               |
| Associated product : Race Pro Classic | RJM1001               |
| Sidecuts : 40/44/44/44                | Weight : 550 gr / 198 |

|                   | COMFORT |       | PERFORMANCE |       | EXPERT |
|-------------------|---------|-------|-------------|-------|--------|
| Sizes             | 186     | 191   | 198         | 203   | 208    |
| Skier weight (kg) | 45-60   | 55-65 | 60-75       | 65-80 | 80-95  |

|                                       |                       |
|---------------------------------------|-----------------------|
| <b>X-IUM R-SKIN STIFF</b>             | RHNCV01               |
| Associated product : Race Pro Classic | RJM1001               |
| Sidecuts : 40/44/44/44                | Weight : 550 gr / 198 |

| Sizes             | 186   | 191   | 198   | 203    | 208    |
|-------------------|-------|-------|-------|--------|--------|
| Skier weight (kg) | 55-70 | 65-75 | 70-90 | 80-100 | 90-110 |


# RACE PERFORMANCE



NEW DESIGN

|                                     |                       |
|-------------------------------------|-----------------------|
| <b>DELTA COURSE SKATING</b>         | RHOCQ01               |
| Associated product : Race Pro Skate | RJM1000               |
| Sidecuts : 40/44/43/43              | Weight : 575 gr / 186 |

|                   | COMFORT | PERFORMANCE |       | EXPERT |  |
|-------------------|---------|-------------|-------|--------|--|
| Sizes             | 173     | 180         | 186   | 192    |  |
| Skier weight (kg) | 45-60   | 55-70       | 65-85 | 80-95+ |  |




NEW DESIGN

|                                 |                       |
|---------------------------------|-----------------------|
| <b>DELTA COMP SKATING</b>       | RHOCQ02               |
| Associated product : Race Skate | RJO1000               |
| Sidecuts : 40/44/43/43          | Weight : 620 gr / 186 |

|                   | COMFORT | PERFORMANCE |       | EXPERT |  |
|-------------------|---------|-------------|-------|--------|--|
| Sizes             | 173     | 180         | 186   | 192    |  |
| Skier weight (kg) | 45-60   | 55-70       | 65-85 | 80-95+ |  |


# R-SKIN RACE PERFORMANCE



NEW DESIGN

|                                       |                       |
|---------------------------------------|-----------------------|
| <b>DELTA COURSE R-SKIN</b>            | RHOCPO1               |
| Associated product : Race Pro Classic | RJM1001               |
| Sidecuts : 40/44/44/44                | Weight : 560 gr / 198 |

|                   | COMFORT | PERFORMANCE |       |       |       | EXPERT |
|-------------------|---------|-------------|-------|-------|-------|--------|
| Sizes             | 176     | 186         | 191   | 198   | 203   | 208    |
| Skier weight (kg) | 40-50   | 45-60       | 55-65 | 65-80 | 65-80 | 80-95  |




NEW DESIGN

|                                   |                       |
|-----------------------------------|-----------------------|
| <b>DELTA COMP R-SKIN</b>          | RHOCPO2               |
| Associated product : Race Classic | RJO1001               |
| Sidecuts : 40/44/44/44            | Weight : 580 gr / 198 |

|                   | COMFORT | PERFORMANCE |       |       | EXPERT |       |
|-------------------|---------|-------------|-------|-------|--------|-------|
| Sizes             | 176     | 186         | 191   | 198   | 203    | 208   |
| Skier weight (kg) | 40-50   | 45-60       | 55-65 | 65-80 | 65-80  | 80-95 |

|                                   |                       |
|-----------------------------------|-----------------------|
| <b>DELTA COMP R-SKIN STIFF</b>    | RHOCVO2               |
| Associated product : Race Classic | RJO1001               |
| Sidecuts : 40/44/44/44            | Weight : 580 gr / 198 |

| Sizes             | 176   | 186   | 191   | 198   | 203    | 208    |
|-------------------|-------|-------|-------|-------|--------|--------|
| Skier weight (kg) | 45-55 | 55-70 | 65-75 | 70-90 | 80-100 | 90-110 |




NEW DESIGN

|                                   |                       |
|-----------------------------------|-----------------------|
| <b>DELTA SPORT R-SKIN</b>         | RHOCWO2               |
| Associated product : Race Classic | RJO1001               |
| Sidecuts : 40/44/44/44            | Weight : 630 gr / 196 |

|                   | COMFORT |       | PERFORMANCE |       | EXPERT |  |
|-------------------|---------|-------|-------------|-------|--------|--|
| Sizes             | 184     | 189   | 196         | 201   | 206    |  |
| Skier weight (kg) | 45-60   | 50-65 | 60-75       | 65-80 | 80-95  |  |


# R-SKIN ULTRA



CARRY OVER

|                                      |                       |
|--------------------------------------|-----------------------|
| <b>R-SKIN ULTRA</b>                  | RHMCT01               |
| Associated product : Control Step-In | RJN1000               |
| Sidecuts : 48/44/46                  | Weight : 690 gr / 196 |

| COMFORT           |       | PERFORMANCE |       |       | EXPERT |       |
|-------------------|-------|-------------|-------|-------|--------|-------|
| Sizes             | 176   | 181         | 186   | 191   | 196    | 201   |
| Skier weight (kg) | 40-55 | 45-60       | 50-65 | 55-70 | 60-75  | 75-90 |




CARRY OVER

|                                   |                       |
|-----------------------------------|-----------------------|
| <b>R-SKIN ULTRA COMP</b>          | RHMCT03               |
| Associated product : Race Classic | RJO1001               |
| Sidecuts : 48/44/46               | Weight : 630 gr / 196 |

| COMFORT           |       | PERFORMANCE |       |       | EXPERT |  |
|-------------------|-------|-------------|-------|-------|--------|--|
| Sizes             | 176   | 186         | 191   | 196   | 201    |  |
| Skier weight (kg) | 40-50 | 50-65       | 55-70 | 60-75 | 75-90  |  |

# SPORT TOURING



CARRY OVER

|                                   |                       |
|-----------------------------------|-----------------------|
| <b>X-TOUR VENTURE WAXLESS</b>     | RHMZA05               |
| Associated product : Tour Step-In | RJM1005               |
| Sidecuts : 51/47/49               | Weight : 830 gr / 196 |

| COMFORT           |       | PERFORMANCE |       |       | EXPERT |        |
|-------------------|-------|-------------|-------|-------|--------|--------|
| Sizes             | 176   | 186         | 191   | 196   | 201    | 206    |
| Skier weight (kg) | 50-60 | 55-65       | 60-70 | 65-75 | 70-80  | 75-85+ |

# BACKCOUNTRY



CARRY OVER

|  |                       |         |
|--|-----------------------|---------|
| <b>BC 65 POSITRACK</b>                   | RHLZD02               |         |
| Associated product : BC Auto - BC Manual | RJD1014               | RJD1015 |
| Sidecuts : 65/52/62                      | Weight : 920 gr / 185 |         |

|                   | COMFORT | PERFORMANCE |       | EXPERT |  |
|-------------------|---------|-------------|-------|--------|--|
| Sizes             | 165     | 175         | 185   | 195    |  |
| Skier weight (kg) | 40-60   | 50-70       | 60-80 | 80+    |  |



CARRY OVER

|  |                       |         |
|--|-----------------------|---------|
| <b>BC 80 POSITRACK</b>                   | RHLZE01               |         |
| Associated product : BC Magnum - BC Auto | RJD1016               | RJD1014 |
| Sidecuts : 80/60/70                      | Weight : 990 gr / 186 |         |

|                   | COMFORT | PERFORMANCE |       |     | EXPERT |
|-------------------|---------|-------------|-------|-----|--------|
| Sizes             | 166     | 176         | 186   | 196 |        |
| Skier weight (kg) | 40-60   | 50-70       | 60-80 | 80+ |        |



NEW

|                             |                        |
|-----------------------------|------------------------|
| <b>BC 85 POSITRACK</b>      | RHOZI01                |
| Associated product : Xplore | RJL1004                |
| Sidecuts : 85/61/75         | Weight : 1246 gr / 195 |

|                   | COMFORT |       | PERFORMANCE |     | EXPERT |  |
|-------------------|---------|-------|-------------|-----|--------|--|
| Sizes             | 165     | 175   | 185         | 195 |        |  |
| Skier weight (kg) | 40-60   | 50-70 | 60-80       | 80+ |        |  |



CARRY OVER

|  |                        |         |
|--|------------------------|---------|
| <b>XP 100 POSITRACK</b>                  | RHLZF01                |         |
| Associated product : Explore - BC Magnum | RJL1004                | RJD1016 |
| Sidecuts : 100/80/90                     | Weight : 1100 gr / 180 |         |

| COMFORT           | PERFORMANCE |       |       | EXPERT |
|-------------------|-------------|-------|-------|--------|
| Sizes             | 160         | 170   | 180   | 190    |
| Skier weight (kg) | 40-60       | 50-70 | 60-80 | 80+    |




NEW

|                             |                        |
|-----------------------------|------------------------|
| <b>XP 105 POSITRACK</b>     | RHOZJ01                |
| Associated product : Xplore | RJL1004                |
| Sidecuts : 105/70/93        | Weight : 1272 gr / 180 |


|                   | COMFORT | PERFORMANCE |       |     | EXPERT |
|-------------------|---------|-------------|-------|-----|--------|
| Sizes             | 160     | 170         | 180   | 190 |        |
| Skier weight (kg) | 40-60   | 50-70       | 60-80 | 80+ |        |

JUNIOR




CARRY OVER

|                                    |                       |         |
|------------------------------------|-----------------------|---------|
| <b>X-IUM SKATING WCS JUNIOR</b>    |                       | RHNCQ06 |
| Associated product : Race Jr Skate |                       | RJL1002 |
| Sidecuts : 42/44/44/44             | Weight : 500 gr / 153 |         |




CARRY OVER

|                                      |                       |         |
|--------------------------------------|-----------------------|---------|
| <b>X-IUM CLASSIC WCS JUNIOR</b>      |                       | RHNCP05 |
| Associated product : Race Jr Classic |                       | RJL1003 |
| Sidecuts : 40/44/44/44               | Weight : 500 gr / 156 |         |



CARRY OVER


|  |                       |         |
|--|-----------------------|---------|
| <b>XT VENTURE JR WAXLESS - SHORT SIZES</b> |                       | RHMZA06 |
| Associated product : Step-In Junior        |                       | RJM1006 |
| Sidecuts : 51/47/49                        | Weight : 410 gr / 140 |         |



CARRY OVER

|   |                       |         |
|---|-----------------------|---------|
| <b>XT VENTURE JR WAXLESS - LONG SIZES</b> |                       | RHMZA07 |
| Associated product : Step-In Junior       |                       | RJM1006 |
| Sidecuts : 51/47/49                       | Weight : 500 gr / 170 |         |

R - SKIN JUNIOR



CARRY OVER

|                                      |                       |         |
|--------------------------------------|-----------------------|---------|
| <b>R-SKIN WCS JUNIOR</b>             |                       | RHNCP06 |
| Associated product : Race Jr Classic |                       | RJL1003 |
| Sidecuts : 40/44/44/44               | Weight : 500 gr / 156 |         |

TECHNOLOGIES SKI

EXTERNAL CONSTRUCTION

**CONTROLLEDGE**  
EDGE ENERGY SENSOR  
センターの剛性を高め、加速性能を向上。

**3DPROFILE**  
3D CARBON PROFILE  
より安定した構造で、優れたコントロール性を実現。

**EDGE SUPRA**  
SUPRA EDGE  
エッジを強化し、安定性を向上。

**ACTIV'CAP**  
2素材の組み合わせによるキャップ加工。  
(RossiCap + 多方向グラスファイバー)

**LESS+**  
LESS+  
キャップの除去により軽量構造を実現。

**CENTRAL-EDGE**  
エネルギーをセンターに集中させ、  
パワーの伝達効率を最適化。

**LOWERTIP**  
LOWER TIP  
ソフトで軽量なトップとテールを採用し、  
スキースタビリティを生み出す。

**AIR TIP**  
AIR TIP  
エアチップベースのトップとテールにより、  
軽量化と加速性の向上を実現。

INTERNAL CONSTRUCTION

**HONEYCOMB**  
NOMEX  
ハニカムコア構造により、極限まで軽量化。

**WOODAIR**  
WOOD AIR  
通気孔を備えたウッド構造。

**LDCORE**  
LDC CORE  
軽量構造。

SOLE

**DOUBLEGROOVE**  
SKATING DOUBLE GUIDE GROOVE  
スキーを安定させ、どのようなポジションでもライントレースを容易にさせる。

**NUMERICFINISH+**  
NUMERIC FINISH  
滑走性を向上させるベース処理テクノロジー。  
高品質な滑走面仕上げを実現。

**STONEFINISH+**  
STONE FINISH  
ミルドベース仕上げ。

**R-SKIN**  
R-SKIN WAXLESS PATTERN  
ワックススキー並の動作を可能にする合成ワックスレスパターン。どのような雪質でもしっかりとグリップし、優れた滑走性を発揮。

**POSITRACK**  
AR POSITRACK WAXLESS PATTERN  
快適な滑走性とグリップを実現する熱成型ワックスレスパターン。

**ARPLUS**  
AR PLUS WAXLESS PATTERN  
ベース自体に切り込みを入れたARワックスレスパターン。  
安定性と滑走性のバランスに優れる。



TECHNICAL CHART RACE SKIS

| REF              | PRO-<br>DUCTS                  | TIP       | TAIL           | FIBER  | CORE                     | EDGES                | CAP       | WEIGHT<br>(ONE<br>SKI) | BASE /<br>SKIN           | TUNNING | PLATE | SIDECUT     |
|------------------|--------------------------------|-----------|----------------|--------|--------------------------|----------------------|-----------|------------------------|--------------------------|---------|-------|-------------|
| RACE EXPERT      |                                |           |                |        |                          |                      |           |                        |                          |         |       |             |
| RHNCU01          | X-IUM SKATING PREMIUM+ S1      | Swing tip | Aero tail      | Carbon | 100% Nomex / Okoumé      | Power edge           | Capless   | 520 gr / 188           | K 9000                   | FF3     | IFP   | 40/44/43/43 |
| RHNCU02          | X-IUM SKATING PREMIUM+ S2      | Swing tip | Aero tail      | Carbon | 100% Nomex / Okoumé      | Power edge           | Capless   | 520 gr / 188           | K 7000                   | RU15    | IFP   | 40/44/43/43 |
| RHNCZ01          | X-IUM SKATING PREMIUM+ S3      | Swing tip | Aero tail      | Carbon | 100% Nomex / Okoumé      | Power edge           | Capless   | 520 gr / 188           | K 9002 RED               | RW9     | IFP   | 40/44/43/43 |
| RHNCZ03          | X-IUM SKATING PREMIUM+ SX      | Swing tip | Aero tail      | Carbon | 100% Nomex / Okoumé      | Power edge           | Capless   | 520 gr / 188           | K 7000                   | RU15    | IFP   | 40/44/43/43 |
| RHNC501          | X-IUM CLASSIC PREMIUM+ C1      | R-Tip     | Tail protector | Glass  | 100%Nomex / Okoumé       | 3 Edge energy sensor | Capless   | 495 gr / 197           | K 7000                   | FF3     | IFP   | 40/44/44/44 |
| RHNC502          | X-IUM CLASSIC PREMIUM+ C2      | R-Tip     | Tail protector | Glass  | 100%Nomex / Okoumé       | 3 Edge energy sensor | Capless   | 495 gr / 197           | K 7000                   | RU15    | IFP   | 40/44/44/44 |
| RHNC503          | X-IUM CLASSIC PREMIUM+ C2 SOFT | R-Tip     | Tail protector | Glass  | 100%Nomex / Okoumé       | 3 Edge energy sensor | Capless   | 495 gr / 197           | K 7000                   | RU15    | IFP   | 40/44/44/44 |
| RHNC505          | X-IUM CLASSIC PREMIUM+ C3      | R-Tip     | Tail protector | Glass  | 100%Nomex / Okoumé       | 3 Edge energy sensor | Capless   | 495 gr / 197           | K 9002 RED               | RW9     | IFP   | 40/44/44/44 |
| RACE PERFORMANCE |                                |           |                |        |                          |                      |           |                        |                          |         |       |             |
| RHOCQ01          | DELTA COURSE SKATING           | -         | Tail protector | Glass  | 80% Nomex / 20 %Poplar   | Extended edges       | Activ'cap | 575 gr / 186           | K7000                    | UNI 5.2 | IFP   | 40/44/43/43 |
| RHOCQ02          | DELTA COMP SKATING             | -         | Tail protector | Glass  | 60% Nomex / 40% Poplar   | Extended edges       | Activ'cap | 620 gr / 186           | K7000                    | UNI 5.2 | IFP   | 40/44/43/43 |
| RACE R-SKIN      |                                |           |                |        |                          |                      |           |                        |                          |         |       |             |
| RHNC506          | X-IUM PREMIUM + R-SKIN         | R-Tip     | Tail protector | Glass  | 100% Nomex / Okoumé      | 3 Edge energy sensor | Capless   | 495 gr / 197           | K7000 / SKIN Race Expert | UNI 5.2 | IFP   | 40/44/44/44 |
| RHNCP02          | X-IUM R-SKIN                   | -         | Tail protector | Glass  | 80% Nomex / 20 %Poplar   | Extended edges       | Activ'cap | 550 gr / 198           | K7000 / SKIN Race Expert | UNI 5.2 | IFP   | 40/44/44/44 |
| RHNCV01          | X-IUM R-SKIN STIFF             | -         | Tail protector | Glass  | 80% Nomex / 20 %Poplar   | Extended edges       | Activ'cap | 550 gr / 198           | K7000 / SKIN Race Expert | UNI 5.2 | IFP   | 40/44/44/44 |
| RHOCP01          | DELTA COURSE R-SKIN            | -         | Tail protector | Glass  | 80% Nomex / 20 %Poplar   | Extended edges       | Activ'cap | 560 gr / 198           | K7000 - SKIN Performance | UNI 5.2 | IFP   | 40/44/44/44 |
| RHOCP02          | DELTA COMP R-SKIN              | -         | Tail protector | Glass  | 60% Nomex / 40% Poplar   | Extended edges       | Activ'cap | 580 gr / 198           | K7000 - SKIN Sport 2.0   | UNI 5.2 | IFP   | 40/44/44/44 |
| RHOCV02          | DELTA COMP R-SKIN STIFF        | -         | Tail protector | Glass  | 60% Nomex / 40% Poplar   | Extended edges       | Activ'cap | 580 gr / 198           | K7000 - SKIN Sport 2.0   | UNI 5.2 | IFP   | 40/44/44/44 |
| RHMCT03          | R-SKIN ULTRA COMP              | -         | Tail protector | Glass  | 60% Nomex / 40% Poplar   | Extended edges       | Activ'cap | 630 gr / 196           | K7000 - SKIN Performance | UNI 5.2 | IFP   | 48/44/46    |
| RHMCT01          | R-SKIN ULTRA                   | -         | Tail protector | Glass  | Paper Honeycomb / Poplar | Extended edges       | Activ'cap | 690gr / 196            | K7000 - SKIN Sport 2.0   | UNI 5.2 | IFP   | 48/44/46    |
| RHOCW02          | DELTA SPORT R-SKIN             | -         | Tail protector | Glass  | Paper Honeycomb / Poplar | Extended edges       | Activ'cap | 630 gr / 196           | K7000 - SKIN Sport 2.0   | UNI 5.2 | IFP   | 40/44/44/44 |

TECHNICAL CHART OUTDOOR SKIS

| REF         | PRODUCTS               | TAIL           | FIBER | CORE                          | EDGES          | CAP       | WEIGHT<br>(ONE SKI) | BASE /SKIN     | TUNNING  | PLATE | SIDECUT   |
|-------------|------------------------|----------------|-------|-------------------------------|----------------|-----------|---------------------|----------------|----------|-------|-----------|
| SPORT       |                        |                |       |                               |                |           |                     |                |          |       |           |
| RHMZA05     | X-TOUR VENTURE WAXLESS | Tail protector | Glass | Light wood core FSC certified | Extended edges | Activ'cap | 830 gr / 196        | K5000 - AR Cut | X Tuning | IFP   | 51/47/49  |
| BACKCOUNTRY |                        |                |       |                               |                |           |                     |                |          |       |           |
| RHLZD02     | BC 65 Positrack        | Tail protector | Glass | LDC Core                      | Steel edge     | Activ'cap | 920gr / 185         | Positrack      | X Tuning | -     | 65/52/62  |
| RHLZE01     | BC 80 Positrack        | Tail protector | Glass | LDC Core                      | Steel edge     | Activ'cap | 990gr / 186         | Positrack      | X Tuning | -     | 80/60/70  |
| RHOZI01     | BC 85 Positrack        | Tail protector | Glass | LDC Core                      | Steel edge     | Activ'cap | 1246gr / 195        | Positrack      | X Tuning | -     | 85/61/75  |
| RHLZF01     | XP 100 Positrack       | Tail protector | Glass | LDC Core                      | Steel edge     | Activ'cap | 1100 gr / 180       | Positrack      | X Tuning | -     | 100/80/90 |
| RHOZJ01     | XP 105 Positrack       | Tail protector | Glass | LDC Core                      | Steel edge     | Activ'cap | 1272 gr / 180       | Positrack      | X Tuning | -     | 105/70/93 |

TECHNICAL CHART JUNIOR SKIS

| REF            | PRODUCTS                            | TAIL           | FIBER | CORE                          | EDGES          | CAP       | WEIGHT<br>(ONE SKI) | BASE /SKIN               | TUNNING  | PLATE | SIDECUT     |
|----------------|-------------------------------------|----------------|-------|-------------------------------|----------------|-----------|---------------------|--------------------------|----------|-------|-------------|
| JUNIOR RACE    |                                     |                |       |                               |                |           |                     |                          |          |       |             |
| RHNCQ06        | X-IUM Skating WCS Junior            | Tail protector | Glass | 80% Nomex / 20 %Poplar        | Extended edges | Activ'cap | 500 gr / 153        | K7000                    | X Tuning | IFP   | 42/44/44/44 |
| RHNCP05        | X-IUM Classic WCS Junior            | Tail protector | Glass | 80% Nomex / 20 %Poplar        | Extended edges | Activ'cap | 500 gr / 156        | K7000                    | X Tuning | IFP   | 40/44/44/44 |
| SKIN JUNIOR    |                                     |                |       |                               |                |           |                     |                          |          |       |             |
| RHNCP06        | R-SKIN WCS JUNIOR                   | Tail protector | Glass | 80% Nomex / 20 %Poplar        | Extended edges | Activ'cap | 500 gr / 156        | K7000 - SKIN Performance | UNI 5.2  | IFP   | 40/44/44/44 |
| JUNIOR TOURING |                                     |                |       |                               |                |           |                     |                          |          |       |             |
| RHMZA06        | XT VENTURE JR Waxless (short sizes) | Tail protector | Glass | Light wood core FSC certified | Extended edges | Activ'cap | 410 gr / 140        | K5000 - AR Cut           | X Tuning | IFP   | 51/47/49    |
| RHMZA07        | XT VENTURE JR Waxless (long sizes)  | Tail protector | Glass | Light wood core FSC certified | Extended edges | Activ'cap | 500 gr / 170        | K5000 - AR Cut           | X Tuning | IFP   | 51/47/49    |

# BINDINGS

## RACE SKATE



|                                   |
|-----------------------------------|
| <b>PREMIUM+ SKATE</b>             |
| <b>RJO1002</b>                    |
| <b>Weight :</b> 200 g / pair      |
| <b>Interface :</b> IFP            |
| <b>Mechanism :</b> Locking Manual |

NEW



|                              |
|------------------------------|
| <b>RACE PRO SKATE</b>        |
| <b>RJM1000</b>               |
| <b>Weight :</b> 220 g / pair |
| <b>Interface :</b> IFP       |
| <b>Mechanism :</b> Manual    |

CARRY OVER



|                              |
|------------------------------|
| <b>R-SKATE</b>               |
| <b>RJK1001</b>               |
| <b>Weight :</b> 200 g / pair |
| <b>Interface :</b> IFP       |
| <b>Mechanism :</b> Manual    |

CARRY OVER

## RACE CLASSIC



|                                   |
|-----------------------------------|
| <b>PREMIUM+ CLASSIC</b>           |
| <b>RJO1003</b>                    |
| <b>Weight :</b> 200 g / pair      |
| <b>Interface :</b> IFP            |
| <b>Mechanism :</b> Locking Manual |

NEW



|                              |
|------------------------------|
| <b>RACE PRO CLASSIC</b>      |
| <b>RJM1001</b>               |
| <b>Weight :</b> 220 g / pair |
| <b>Interface :</b> IFP       |
| <b>Mechanism :</b> Manual    |

CARRY OVER



|                              |
|------------------------------|
| <b>R-CLASSIC</b>             |
| <b>RJK1002</b>               |
| <b>Weight :</b> 200 g / pair |
| <b>Interface :</b> IFP       |
| <b>Mechanism :</b> Manual    |

CARRY OVER

## MOVE



|                              |
|------------------------------|
| <b>MOVE RACE CL</b>          |
| <b>RJL1006</b>               |
| <b>Weight :</b> 262 g / pair |
| <b>Interface :</b> IFP       |
| <b>Mechanism :</b> Manual    |

CARRY OVER



|                              |
|------------------------------|
| <b>MOVE SWITCH CL</b>        |
| <b>RJL1007</b>               |
| <b>Weight :</b> 256 g / pair |
| <b>Interface :</b> IFP       |
| <b>Mechanism :</b> Manual    |

CARRY OVER

## JUNIOR



|                              |
|------------------------------|
| <b>RACE JR SKATE</b>         |
| <b>RJL1002</b>               |
| <b>Weight :</b> 222 g / pair |
| <b>Interface :</b> IFP       |
| <b>Mechanism :</b> Manual    |

CARRY OVER



|                              |
|------------------------------|
| <b>RACE JR CLASSIC</b>       |
| <b>RJL1003</b>               |
| <b>Weight :</b> 228 g / pair |
| <b>Interface :</b> IFP       |
| <b>Mechanism :</b> Manual    |

CARRY OVER



|                              |
|------------------------------|
| <b>TOUR STEP-IN JR</b>       |
| <b>RJM1006</b>               |
| <b>Weight :</b> 220 g / pair |
| <b>Interface :</b> IFP       |
| <b>Mechanism :</b> Step-in   |

CARRY OVER

## TOURING



|                              |
|------------------------------|
| <b>TOUR STEP-IN</b>          |
| <b>RJM1005</b>               |
| <b>Weight :</b> 236 g / pair |
| <b>Interface :</b> IFP       |
| <b>Mechanism :</b> Step-In   |

CARRY OVER

## BACKCOUNTRY



|                              |
|------------------------------|
| <b>BC AUTO</b>               |
| <b>RJD1014</b>               |
| <b>Weight :</b> 455 g / pair |
| <b>Interface :</b> SCREW     |
| <b>Mechanism :</b> Step-In   |

CARRY OVER



|                              |
|------------------------------|
| <b>BC MANUAL</b>             |
| <b>RJD1015</b>               |
| <b>Weight :</b> 465 g / pair |
| <b>Interface :</b> SCREW     |
| <b>Mechanism :</b> Manual    |

CARRY OVER



|                              |
|------------------------------|
| <b>BC MAGNUM</b>             |
| <b>RJD1016</b>               |
| <b>Weight :</b> 518 g / pair |
| <b>Interface :</b> SCREW     |
| <b>Mechanism :</b> Step-In   |


CARRY OVER



TECHNOLOGIES FIXATION


TURNAMIC®

ユーザーと販売店の双方にとってメリットのあるシステムビンディング。組み立てが簡単でカスタマイズ性も高く、斜面への適応性、安定性、コントロール性に優れた、クロスカントリー市場においても必要不可欠なシステムとして認知されている。



**VWP'NQEM**

セーフティグリップのソフトパーツを使用した、エルゴノミクス設計のレバー。直感的な操作で着脱可能。




**UVGR'KP**

ブーツの固定にレバー操作が不要。固定した時のクリック音で正確なフィッティングが可能。




**JGGNRTG/CFLWUV**

ヒールレールのスナップフックを使用し、ヒール位置の自動調整が可能。



**NQY'RTQHNG**

低位置設計で、低いスタンド姿勢を維持することが可能。高い安定性とダイレクトな雪面タッチを実現。




**HNGZQT'UMCVIP**

フレックスグレード11.0。プレロード技術により、優れたパワー伝達性とコントロール性を発揮。40°の作動角、切替工具不要、確実な固定感、摩耗の少ない素材により、アブソーバー性能を大幅に向上。




**VQTUQP RTQQH/DQFI**

優れたねじれ剛性により、ダイレクトで効果的なパワー伝達性を発揮。




**HNGZQT'ENCUIE**

フレックスグレード5.0。プレロード技術により、優れたパワー伝達性とコントロール性を発揮。45°の作動角、切替工具不要、確実な固定感、摩耗の少ない素材により、アブソーバー性能を大幅に向上。




**FQWDNG'NQEM UNFGT1ENR'NQEM**

IFPプレートにビンディングを簡単かつ安全に固定できるダブルロッククリックシステム。ステップイン構造により、正確なフィッティングが可能。



**UCHG'NQEM**

レースの時など、クラッシュ時の誤解放を防止し、高い安全性を保証。



**HNQY HNGZ**

2つのプレートとピンを密接に配置したクリックイン設計。安全性向上の他、ビンディングを一ヶ所で固定可能。スキーマのパフォーマンス性もキープ。

 **TURNAMIC® / NNN® / PROLINK SOLES & BINDINGS**

NNN®は、ROTTEFELLA AS NORWAYの登録商標です。

 **SNS® SOLES & BINDINGS**

Prolink® および SNS® は、Salomonの登録商標です。



TECHNICAL CHARTS BINDING

| REFERENCE     | MODEL            | FLEXOR GRADE | BINDING | MOUNTING | POSITIONNING LOCK  | POSITIONNING STEPS | WEIGHT/PAIR | BOOT SIZES | PLATFORM | SAFE LOCK | TURN LOCK | TOOL FREE | FLOW FLEX | LOW PROFILE | STABILIZER | TORSION PROOF BODY |
|---------------|------------------|--------------|---------|----------|--------------------|--------------------|-------------|------------|----------|-----------|-----------|-----------|-----------|-------------|------------|--------------------|
| RACE EXPERT   |                  |              |         |          |                    |                    |             |            |          |           |           |           |           |             |            |                    |
| RJO1002       | PREMIUM+ SKATE   | 11.0         | Manual  | IFP      | double lock slider | 7                  | 200 g       | 35 - 52    | 57 mm    | •         |           | •         | •         | •           | •          | •                  |
| RJM1000       | RACE PRO SKATE   | 11.0         | Manual  | IFP      | double lock slider | 7                  | 220 g       | 35 - 52    | 57 mm    |           | •         | •         | •         | •           | •          | •                  |
| RJO1003       | PREMIUM+ CLASSIC | 7.0          | Manual  | IFP      | double lock slider | 7                  | 200 g       | 35 - 52    | 57 mm    | •         |           | •         | •         | •           |            | •                  |
| RJM1001       | RACE PRO CLASSIC | 7.0          | Manual  | IFP      | double lock slider | 7                  | 220 g       | 35 - 52    | 57 mm    |           | •         | •         | •         | •           |            | •                  |
| RJL1007       | MOVE SWITCH CL   | 7.0          | Manual  | IFP      | Move switch        | 7                  | 256 g       | 35 - 52    | 55mm     |           |           | •         |           |             |            |                    |
| RJL1006       | MOVE RACE CL     | 7.0          | Manual  | IFP      | Move race          | 2                  | 262 g       | 35 - 52    | 55mm     |           |           | •         |           |             |            |                    |
| RJK1001       | R-SKATE          | 11.0         | Manual  | IFP      | Quicklock          | 7                  | 200 g       | 35 - 52    | 55mm     |           |           | •         |           |             |            |                    |
| RJK1002       | R-CLASSIC        | 7.0          | Manual  | IFP      | Quicklock          | 7                  | 200 g       | 35 - 52    | 55mm     |           |           | •         |           |             |            |                    |
| SPORT TOURING |                  |              |         |          |                    |                    |             |            |          |           |           |           |           |             |            |                    |
| RJM1005       | TOUR STEP-IN     | 6.0          | Step-In | IFP      | clip lock          | 7                  | 236 g       | 35 - 52    | 59 mm    |           | •         | •         | •         | •           |            | •                  |
| BACK COUNTRY  |                  |              |         |          |                    |                    |             |            |          |           |           |           |           |             |            |                    |
| RJD1014       | BC AUTO          | 9.0          | Step-In | Screw    | N/A                | N/A                | 455 g       | 35-52      | 57,9mm   |           |           |           |           |             |            |                    |
| RJD1015       | BC MANUAL        | 9.0          | Manual  | Screw    | N/A                | N/A                | 465 g       | 35-52      | 57,9mm   |           |           |           |           |             |            |                    |
| RJD1016       | BC MAGNUM        | 9.0          | Step-In | Screw    | N/A                | N/A                | 518 g       | 35-52      | 68mm     |           |           |           |           |             |            |                    |
| JUNIOR        |                  |              |         |          |                    |                    |             |            |          |           |           |           |           |             |            |                    |
| RJL1002       | RACE JR SKATE    | 11.0         | Manual  | IFP      | clip lock          | 7                  | 222 g       | 33 - 40    | 57 mm    |           | •         | •         | •         | •           |            | •                  |
| RJL1003       | RACE JR CLASSIC  | 7.0          | Manual  | IFP      | clip lock          | 7                  | 222 g       | 33 - 40    | 57 mm    |           | •         | •         | •         | •           |            | •                  |
| RJM1006       | TOUR STEP-IN JR  | 5.0          | Step-In | IFP      | clip lock          | 7                  | 220 g       | 25 - 40    | 45 mm    |           | •         | •         | •         | •           |            | •                  |

# BOOTS

## RACE EXPERT



X-IUM CARBON  
PREMIUM+ SKATE - SPI

RIN0010

Sizes : 38 - 46 Half sizes

Weight : 950 g / 42

Sole : Carbon premium skate

CARRY OVER



X-IUM CARBON  
PREMIUM+ CLASSIC - SPI

RIN0020

Sizes : 38 - 46 Half sizes

Weight : 800 g / 42

Sole : Carbon premium classic

CARRY OVER



X-IUM CARBON  
PREMIUM+ SC - SPI

RIN0030

Sizes : 38 - 46 Half sizes

Weight : 950 g / 42

Sole : Carbon premium classic

CARRY OVER



X-IUM CARBON  
PREMIUM SKATE

RIN0040

Sizes : 38 - 46 Half sizes

Weight : 1020 g / 42

Sole : Carbon expert skating

CARRY OVER



X-IUM CARBON  
PREMIUM CLASSIC

RIN0050

Sizes : 38 - 46 Half sizes

Weight : 790 g / 42

Sole : Expert classic

CARRY OVER



X-IUM WCS SKATE

RIN0060

Sizes : 35 - 48 Half sizes

Weight : 1060 g / 42

Sole : Expert skate

CARRY OVER



X-IUM WCS CLASSIC

RIN0070

Sizes : 37 - 49 Half sizes

Weight : 830 g / 42

Sole : Expert classic

CARRY OVER

## RACE PERFORMANCE



X-11 SKATE

RIO1010

Sizes : 37 - 47

Weight : 1110 gr / 42

Sole : Expert skate

NEW



X-11 CLASSIC

RIO1020

Sizes : 37 - 47

Weight : 880 gr / 42

Sole : Expert classic

NEW



X-9 SKATE

RIO1030

Sizes : 36 - 49

Weight : 1150 gr / 42

Sole : Sport

NEW



X-9 CLASSIC

RIO1040

Sizes : 36 - 49

Weight : 980 gr / 42

Sole : Sport

NEW



X-9 SC

RIO1050

Sizes : 36 - 49

Weight : 1100 gr / 42

Sole : Sport

NEW



X-7 SC

RIOW030

Sizes : 35 - 49

Weight : 1180 gr / 42

Sole : Sport

NEW



OUTDOOR TOURING



**XC 3**  
**RIJW150**  
**Sizes :** 35 - 49  
**Weight :** 1000 g / 42  
**Sole :** Touring

CARRY OVER



**XC 2**  
**RIJW090**  
**Sizes :** 35 - 49  
**Weight :** 950 g / 42  
**Sole :** Touring

CARRY OVER



**X-1**  
**RIJW070**  
**Sizes :** 35 - 52  
**Weight :** 940 g / 42  
**Sole :** Touring

CARRY OVER



**X-R**  
**RIKW030**  
**Sizes :** 35 - 49  
**Weight :** 940 g / 42  
**Sole :** Touring

CARRY OVER

OUTDOOR BACKCOUNTRY



**XP 12**  
**RIL3920**  
**Sizes :** 36 - 48  
**Weight :** 1580 gr / 42  
**Sole :** Xplore

CARRY OVER

JUNIOR RACE



**X-IUM JUNIOR SC**  
**RIN5010**  
**Sizes :** 33 - 42  
**Weight :** 880 gr / 36  
**Sole :** Sport

CARRY OVER



**X-IUM JUNIOR CLASSIC**  
**RIN5020**  
**Sizes :** 33 - 42  
**Weight :** 660 g / 36  
**Sole :** T4 mono

CARRY OVER



**COMP J**  
**RINW110**  
**Sizes :** 30 - 42  
**Weight :** 930 g / 42  
**Sole :** Sport

CARRY OVER

JUNIOR TOURING



**X-1 JR**  
**RIHW600**  
**Sizes :** 26 - 41  
**Weight :** 660 g / 43  
**Sole :** T4 Jr Mono

CARRY OVER

ACCESSORIES



**WALKING OVERBOOT**  
**RKNW601**  
**Sizes :** 38.5 - 46.5  
**Weight :** 180 gr / 42

CARRY OVER



**OVERBOOT**  
**RKNW100**  
**Sizes :** S - M - L - XL - XXL  
**Weight :** 350 gr / 42

CARRY OVER

# TECHNOLOGIES BOOTS

ロシニョールは今年、2種類のカーボン製COURSEソールを追加し、TURMANIC®ソールを採用。CARBON THERMODUREテクノロジーにより、ソールとバックの補強材が一体となり、精度と最大限のエネルギー伝達を実現。高性能カーボン製シャーシは正確で繊細なスキー操作を実現。

## SOLES

ユーザーのニーズに合わせ、7種類のソールを用意。



**CARBON PREMIUM SKATING**  
【カーボンサーモジュール】  
剛性強化および  
スケーティングフレックス



**CARBON PREMIUM CLASSIC**  
【カーボンサーモジュール】  
剛性強化および  
クラシックフレックス



**CARBON EXPERT SKATING**  
【カーボン】  
剛性強化および  
スケーティングフレックス



**EXPERT SKATING**  
剛性の高い「カーボンアスペクト」をセ  
ンターにインサートし、  
ねじれ剛性を強化。



**EXPERT CLASSIC**  
柔軟性のあるセントラル  
インサートにより、自然な  
フットロールが可能。



**SPORT**  
バイインジェクション・  
インサートにより、  
最適なフィーリングを提供。



**TOURING**  
柔軟性のあるセントラルインサ  
ートにより、ねじれ剛性と安定性を  
強化し、最適な履き心地を実現。

## THE CENTRAL INSERT

ロシニョールは、走法(スケーティング/クラシック)・レベル(レース/スポーツ/ツアー)に合わせ、各ソールに様々なインサートを設計。レベルに基づき素材とその密度、形状を変えることで、必要な動作を各ソールが正確にサポート。



**FOR SKATING MODELS**  
剛性の高い「カーボンアスペクト」  
をセンターにインサートし、  
ねじれ剛性を強化。  
また、スケーティング形状により、  
推進力と安定性も向上。



**FOR CLASSIC MODELS**  
柔らかいプラスチック製のセントラル  
インサートにより、自然なフットロールが  
可能。また、ソール全長のガイド溝が、  
整地のコントロール性を向上。



**FOR SPORT PERFORMANCE MODELS**  
【バイテクニカルインサート】  
スポーツユーザー向けの  
セントラルインサート。



**FOR TOURING MODELS**  
非常にソフトで柔軟な  
セントラルインサート。快適な履き心地と、  
優れたねじれ剛性による  
高い安定性を実現。

## THE MID SOLE

アウターソールとブーツの間で機能し、スキーに必要な柔軟性と剛性を生む。快適さとエルゴノミクスに着目した設計で、履き心地も抜群。

## THE CHASSIS



**3 POSITIONS SENSOR**  
第一、第五中足骨の前部、および  
かかとの三点で足を支え、ブーツの性能  
と快適さを最大限に引き出す。



**AXIS PROTECTOR**  
通常は、軸をソールに直接成型するが、ロシニョール  
は独立した、高強度のプラスチック部品に軸を統合。  
それらをシャーシに組み込むことで、柔軟性と  
フットロールを維持。ブーツの前部が硬くならず、  
ランニングシューズに近い繊細な感覚で  
スキーを走らせる。



**LOW PROFILE**  
スリムなソールデザインで、  
足をできるだけ雪の近くに設定し、  
正確な雪面コンタクトを実現。



**GRIP TECH**  
独自設計のアイゼンにより、  
パワー伝達性に優れ、  
快適で安全な歩行を実現。



## BOOTS CONSTRUCTION



### CARBON THERMODUR CHASSIS

- > ねじれ剛性の強化
- > 軽量
- > 防水・撥水
- > フレックスの最適化
- > パワー伝達の効率化



### DUAL CORE

- 同じ金型で密度の異なる素材を使用したインジェクション成型。
- 動きの精度向上
  - パワー伝達の効率化
  - 雪面コンタクトの最適化



### CARBON CUFF

- 100%カーボン製カフ
- パワー伝達の最適化



### THERMO ADJUSTABLE FIT

- 加熱することで、ブーツのボリューム成型を行い、様々な性能を向上。
- 快適さ
  - コントロール性
  - フィーリング



### MOBILE CUFF

- 前後の動きとねじれ剛性を最適化し、コントロール性を向上。



### SOFT TOUCH

- メンブレンの採用により、優れたコントロール性と、非常に快適な履き心地を実現。
- 快適さ
  - コントロール性
  - フィット感



### ASYMMETRIC BACK STIFFENER

- あらゆる状況に対応する補強材。
- アーチサポート
  - ねじれ剛性の強化
  - サポート性と安定性の向上



### LOW VOLUME FIT (LVF)

- 細身の足に最適なフィットボリューム。
- 足入れしやすくびったりなフィット感
  - 100%の履き心地
  - ホールド感の向上



### TECH CONTROL WRAP

- 安定性と容易なスキーコントロールを実現する、軽量で効果的なコンセプトのラッピング。



### THE SPIRAL ZIPPER CONCEPT

- スパイラル・ジッパー・コンセプト  
スパイラル状にふくらはぎを包むジッパーが、スキーヤーの足首周りの動きの自由度を高める。  
快適さ、サポート性、動きの自由度を最大限に高め、優れたコントロール性をもたらす。

## ADJUSTMENT



### DOUBLE LACING SYSTEM

- 単一のシステムにより、中足部と前足部のクロージャーを独立して制御することで、快適さと精度を向上。



### SPEEDLACE LOCK

- すばやく簡単なフィッティングが可能なロックシステム。サポート性と精度が向上。



### ADJUSTABLE STRAP

- サポート性とコントロール性を向上。



TECHNICAL CHARTS BOOTS

| REFERENCE        | PRODUCTS                       | HEEL                         | UPPER CUFF                          | LACE COVER               | WEIGHT / PAIR | LINING                                | CLOSING                       | LACING                            | SOLE                   | FIT | FIT        | SIZES               |
|------------------|--------------------------------|------------------------------|-------------------------------------|--------------------------|---------------|---------------------------------------|-------------------------------|-----------------------------------|------------------------|-----|------------|---------------------|
| RACE EXPERT      |                                |                              |                                     |                          |               |                                       |                               |                                   |                        |     |            |                     |
| RIN0010          | X-IUM CARBON PREMIUM+ SKATE    | Full Premium Carbon chassis  | Full Premium Carbon Cuff            | New Pvc Racing + Textile | 950 / 42      | Polyester Thermo Adjustable Fit       | Spiral zipper                 | Easy entry sock + speed lace lock | CARBON PREMIUM SKATE   | 95  | RACE FIT   | 38 - 46. Half sizes |
| RIN0020          | X-IUM CARBON PREMIUM + CLASSIC | Full Premium Carbon chassis  | -                                   | New Pvc Racing + Textile | 800 / 42      | Polyester Thermo Adjustable Fit       | Spiral zipper                 | Easy entry sock + speed lace lock | CARBON PREMIUM CLASSIC | 95  | RACE FIT   | 38 - 46. Half sizes |
| RIN0030          | X-IUM CARBON PREMIUM + SC      | Full Premium Carbon chassis  | Full Premium Carbon Cuff            | New Pvc Racing + Textile | 950 / 42      | Polyester Thermo Adjustable Fit       | Spiral zipper                 | Easy entry sock + speed lace lock | CARBON PREMIUM CLASSIC | 95  | RACE FIT   | 38 - 46. Half sizes |
| RIN0040          | X-IUM CARBON PREMIUM SK        | External carbon heel counter | Carbon cuff                         | New Pvc Racing + Textile | 1020 / 42     | Polyester Thermo Adjustable Fit       | Spiral zipper                 | Easy entry sock + speed lace lock | CARBON EXPERT SKATING  | 95  | MEDIUM FIT | 38 - 46. Half sizes |
| RIN0050          | X-IUM CARBON PREMIUM CL        | External carbon heel counter | Carbon cuff                         | New Pvc Racing + Textile | 790 / 42      | Polyester Thermo Adjustable Fit       | Side zipper + Velcro strap    | Speed lace lock                   | EXPERT CLASSIC         | 95  | MEDIUM FIT | 38 - 46. Half sizes |
| RIN0060          | X-IUM W.C. SKATE               | New carbon reinforced heel   | Carbon reinforced cuff              | New Pvc Racing + Textile | 1060 / 42     | Polyester Thermo Adjustable Fit       | Central zipper + velcro strap | Speed Lace Lock                   | EXPERT SKATE           | 95  | MEDIUM FIT | 35 - 48 Half sizes  |
| RIN0070          | X-IUM W.C.CLASSIC              | Internal 3D reinforcement    | -                                   | New Pvc Racing + Textile | 830 / 42      | Polyester Thermo Adjustable Fit       | Central zipper                | TCW+ -Speed Lace Lock             | EXPERT CLASSIC         | 95  | MEDIUM FIT | 37 - 49 Half sizes  |
| RACE PERFORMANCE |                                |                              |                                     |                          |               |                                       |                               |                                   |                        |     |            |                     |
| RI01010          | X-11 SKATE                     | New carbon reinforced heel   | New glassfiber reinforced cuff      | Pvc + Textile            | 1100 / 42     | Polyester + Win Therm active membrane | Central zipper + velcro strap | Speed Lace Lock                   | EXPERT SKATE           | 97  | LARGE FIT  | 37 - 47             |
| RI01020          | X-11 CLASSIC                   | External 3D heel (Rilsan)    | -                                   | Pvc + Textile            | 880 / 42      | Polyester + Win Therm active membrane | Central zipper                | TCW - Speed Lace Lock             | EXPERT CLASSIC         | 97  | LARGE FIT  | 37 - 47             |
| RI01030          | X-9 SKATE                      | External 3D heel (nylon)     | New (nylon) cuff                    | Pvc + Textile            | 1150 / 42     | Polyester + Win Therm active membrane | Central zipper + Velcro strap | Speed Lace Lock                   | SPORT                  | 97  | LARGE FIT  | 36 - 49             |
| RI01050          | X-9 SC                         | External 3D heel (nylon)     | New (nylon) cuff                    | Pvc + Textile            | 1100 / 42     | Polyester + Win Therm active membrane | Central zipper + Velcro strap | Speed Lace Lock                   | SPORT                  | 97  | LARGE FIT  | 36 - 49             |
| RI01040          | X-9 CLASSIC                    | External 3D heel (nylon)     | -                                   | Pvc + Textile            | 980 / 42      | Polyester + Win Therm active membrane | Central Zipper                | Speed Lace Lock                   | SPORT                  | 97  | LARGE FIT  | 36 - 49             |
| RIOW030          | X-7 SC                         | New External Reinforcement   | 3D injection High Cuff free support | PVC                      | 1180 / 42     | Polyester Thermo Adjustable Fit       | Central zipper + Velcro strap | Laces                             | SPORT                  | 97  | LARGE FIT  | 35 - 49             |

TECHNICAL CHARTS BOOTS

| REFERENCE      | PRODUCTS        | HEEL                                | UPPER CUFF                                     | COVER         | WEIGHT / PAIR | LINING                                | CLOSING                                | LACING               | SOLE       | FIT | FIT         | SIZES                |
|----------------|-----------------|-------------------------------------|--|---------------|---------------|---------------------------------------|--|----------------------|------------|-----|-------------|----------------------|
| TOURING        |                 |                                     |  |               |               |                                       |  |                      |            |     |             |                      |
| RIJW150        | XC 3            | External reinforcement              | 2D injection High Cuff support                 | PVC           | 1000 / 42     | Polyester                             | Central zipper + velcro strap          | Laces                | TOURING    | 100 | COMFORT FIT | 35 - 49              |
| RIJW090        | XC 2            | Lateral reinforcement               | -  | PVC           | 950 / 42      | Polyester                             | Central zipper                         | Laces                | TOURING    | 100 | COMFORT FIT | 35 - 49              |
| RIJW070        | X-1             | PVC reinforcement                   | -  | -             | 940 / 42      | Polyester                             | -                                      | Laces                | TOURING    | 100 | COMFORT FIT | 35 - 52              |
| RIKW030        | X-R             | PVC reinforcement                   | -  | -             | 940 / 42      | Polyester                             | -                                      | Laces                | TOURING    | 100 | COMFORT FIT | 35 - 49              |
| BACKCOUNTRY    |                 |                                     |  |               |               |                                       |  |                      |            |     |             |                      |
| RIL3920        | XP 12           | Internal moulded reinforcement      | External injected rubber reinforcement         | Pvc + Textile | 1580 / 42     | Polyester                             | Central zipper + velcro strap + gaiter | Dual speed lace lock | XPLORE     | 100 | COMFORT FIT | 36 - 48              |
| JUNIOR RACING  |                 |                                     |  |               |               |                                       |  |                      |            |     |             |                      |
| RIN5010        | X-IUM J SC      | External 3D reinforcement Dual Core | 3D Injection Dual Core + Soft Touch protection | New PVC       | 880 gr / 36   | Polyester + Win Therm active membrane | Central zipper + Velcro strap          | Speed Lace Lock      | SPORT      | 97  | LARGE FIT   | 33 - 42              |
| RINW110        | COMP J          | External reinforcement              | injection High Cuff free support               | New PVC       | 930 gr / 38   | Polyester                             | Central zipper + velcro strap          | Speed Lace Lock      | SPORT      | 100 | COMFORT FIT | 30 - 42              |
| RIN5020        | X-IUM J CLASSIC | External 3D reinforcement           | -  | New PVC       | 660 gr / 36   | Polyester + Win Therm active membrane | Central zipper + velcro strap          | Speed Lace Lock      | T4 mono    | 97  | LARGE FIT   | 33 - 42              |
| JUNIOR TOURING |                 |                                     |  |               |               |                                       |  |                      |            |     |             |                      |
| RIHW600        | X-1 JR          | PVC reinforcement                   | -  | -             | 660 / 43      | Polyester                             | -                                      | -                    | T4 JR mono | JR  | COMFORT FIT | 26 - 41              |
| ACCESSORIES    |                 |                                     |  |               |               |                                       |  |                      |            |     |             |                      |
| RKNW100        | OVERBOOT        | -                                   | -  | Neopren       | 350 / 42      | -                                     | -                                      | -                    | -          | -   | -           | S - M - L - XL - XXL |
| RKNW601        | WALKING BOOT    | -                                   | -  | Neopren       | 180 / 42      | -                                     | -                                      | -                    | -          | -   | -           | 38.5 - 46.5          |



# ROSSIGNOL

**グループ・ロシニョール株式会社**

〒110-0016 東京都台東区台東1丁目4番12号 BKビル6階  
<https://rossignol.co.jp>

※掲載の商品は、印刷の都合等により、実際とは異なる場合がございます。また、製品の仕様及びデザインは、予告なく変更となる場合もございます。